



IOM - Tripoli

ASSISTED VOLUNTARY RETURN FROM LIBYA Period 2007 - By Country of Return

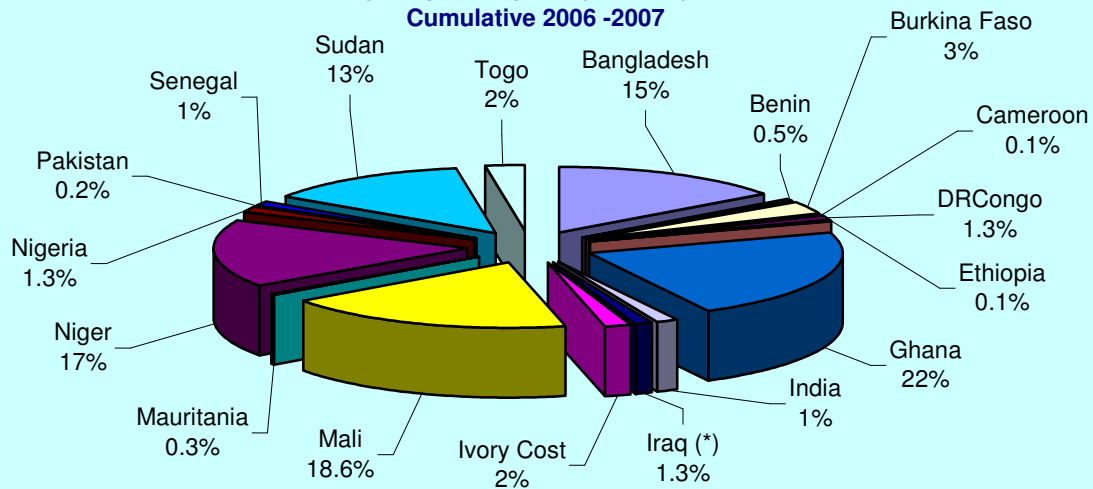
Country To	Total 2006	Jan	Feb	Mar	Apr	May	Jun	Jul	Aug	Sep	Oct	Nov	Dec	Total 2007	Cumulative 2006 - 2007
Bangladesh	3					48	44		1	66	30			189	192
Benin								2		3	2			7	7
Burkina Faso						23			15					38	38
Cameroon											1			1	1
DR Congo					8				8					16	16
Ethiopia								1						1	1
Ghana				4	12	40	82	79	54	9	7			287	287
India	10				3						2			5	15
Iraq (*)	3		3							4	7			14	17
Ivory Coast	3				3	3	3	3	2		3			17	20
Mali	64	4	16	45	21		20	15	12		41			174	238
Mauritania								4						4	4
Niger	1	2		4	9		21	18	60	55	44			213	214
Nigeria				1		2		6		2	5			16	16
Pakistan								1	1					2	2
Senegal									6	3	5			14	14
Sudan		9	3		8	6	19	22	36		64			167	167
Togo					2	3	2	8	11	4	1			31	31
Total	84	15	22	54	66	125	191	159	206	146	212			1196	1280

Day one: 29-Jul-06
31-Oct-07

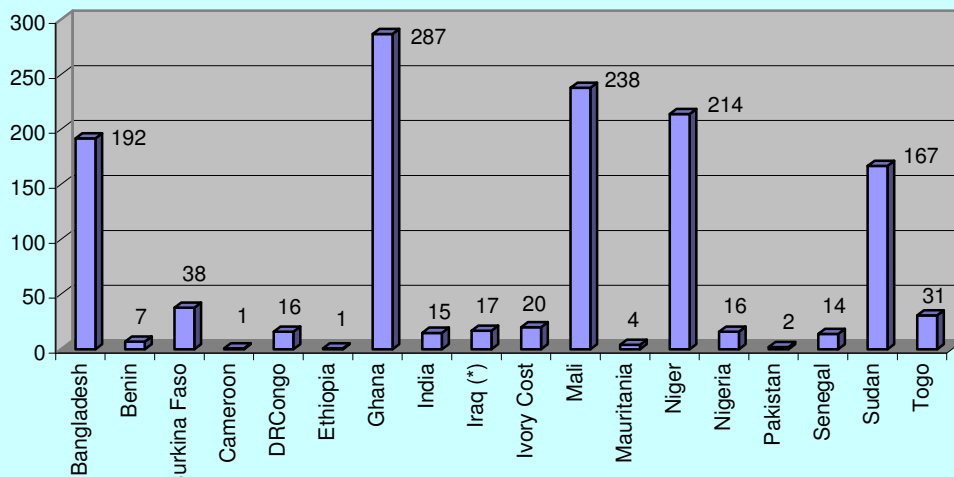
Prepared by IOM Tripoli: M.Santicola

(*) Returns to Iraq are sponsored by separate program

**Percentage of passengers by Country of Return
Cumulative 2006 -2007**



**Total passengers by Country of Return
Cumulative 2006 - 2007**





IOM - Tripoli

ASSISTED VOLUNTARY RETURN FROM LIBYA Period 2007 - By Regions

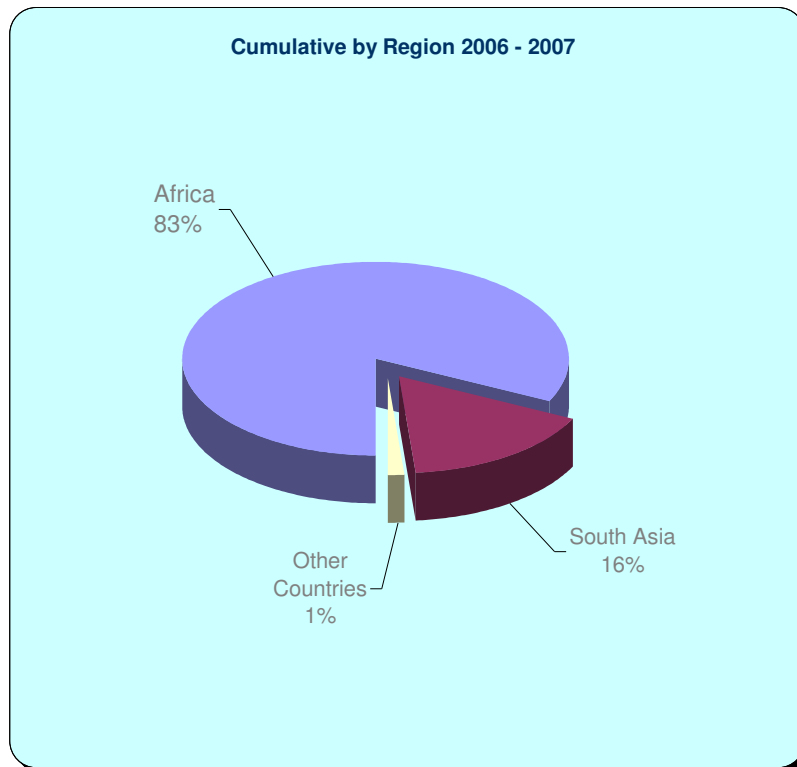
Region To	Total 2006	Jan	Feb	Mar	Apr	May	Jun	Jul	Aug	Sep	Oct	Nov	Dec	Total 2007	Cumulative 2006-2007
Africa	68	15	19	54	63	77	147	158	204	76	173			986	1054
South Asia	13				3	48	44	1	2	66	32			196	209
Other Countries	3		3							4	7			14	17
Total	84	15	22	54	66	125	191	159	206	146	212			1196	1280

Day one: 29-Jul-06

Updated: 31-Oct-07

Time: 23:59

Prepared by IOM Tripoli: M.Santicola





ASSISTED VOLUNTARY RETURN FROM LIBYA

Period 2007 - By Month/Year

IOM - Tripoli

Month	Total 2007	Age Breakdown			Gender		Status	
		Adult 12 - over	Child 02 - 11	Infant 00 - 01	Male	Female	Single	Family (*)
January	15	9	5	1	9	6	6	1
February	22	19	3		19	3	12	1
March	54	53	1		50	4	50	1
April	66	62	3	1	56	10	54	4
May	125	123		2	120	5	121	2
June	191	176	12	3	175	16	160	8
July	159	151	3	5	145	14	129	8
August	206	190	15	1	189	17	170	7
September	146	141	4	1	140	6	133	3
October	212	153	50	9	137	75	83	28
Total 2007	1196	1077	96	23	1040	156	918	63
Total 2006	84	57	23	4	58	26	38	11
Cumulative 2006-2007	1280	1134	119	27	1098	182	956	74

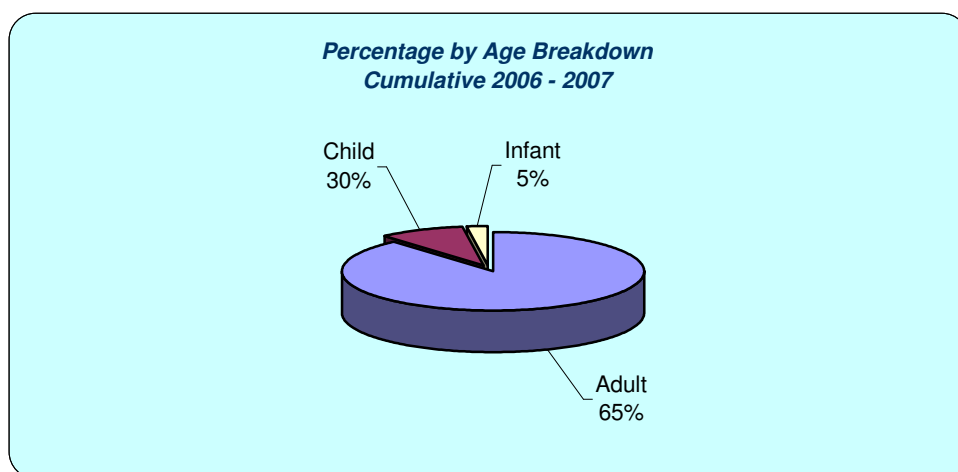
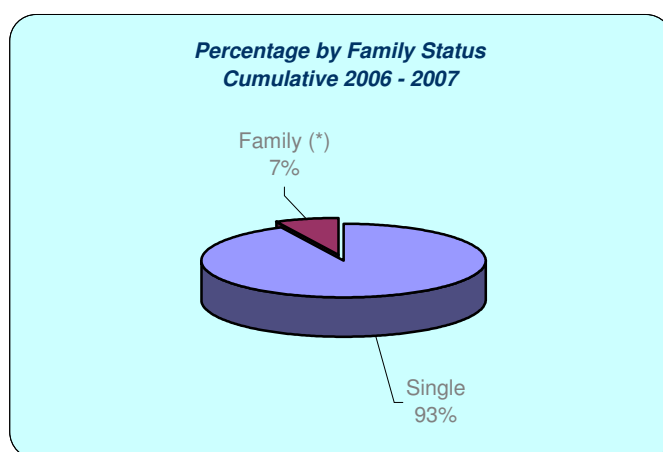
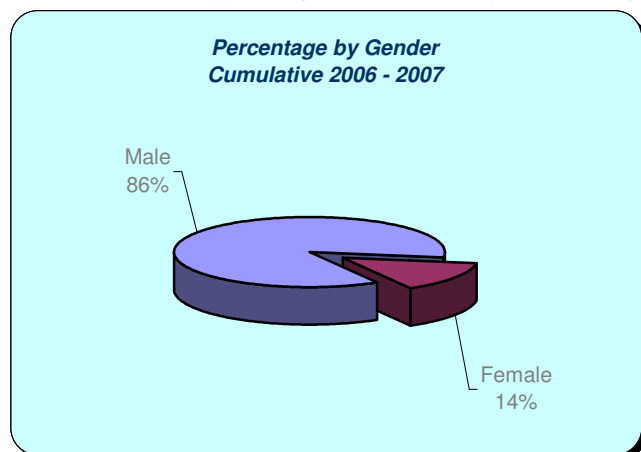
Day one 29-Jul-06

Prepared by IOM Tripoli: M.Santicola

Updated: 31-Oct-07

Time: 23:59

Note: (*) The figure of families represent family nucleus





ASSISTED VOLUNTARY RETURN FROM LIBYA

Period 2007 - By Country

IOM - Tripoli

Country of Return	Total 2007	Age Breakdown			Gender		Status	
		Adult 12 - over	Child 02 - 11	Infant 00 - 01	Male	Female	Single	Family (*)
Bangladesh	189	189			189		189	
Benin	7	7			7		7	
Burkina Faso	38	38			38		38	
Cameroon	1	1			1		1	
DR Congo	16	15	1		15	1	14	1
Ethiopia	1	1			1		1	
Ghana	287	276	9	2	269	18	262	8
India	5	5			5		5	
Iraq	14	8	5	1	9	5	3	2
Ivory Cost	17	17			17		17	
Mali	174	152	20	2	144	30	120	13
Mauritania	4	4			4		4	
Niger	213	200	9	4	193	20	188	7
Nigeria	16	11	1	4	8	8	6	4
Pakistan	2	2			2		2	
Senegal	14	13	1		14		12	1
Sudan	167	108	50	9	94	73	21	26
Togo	31	30		1	30	1	28	1
Total 2007	1196	1077	96	23	1040	156	918	63

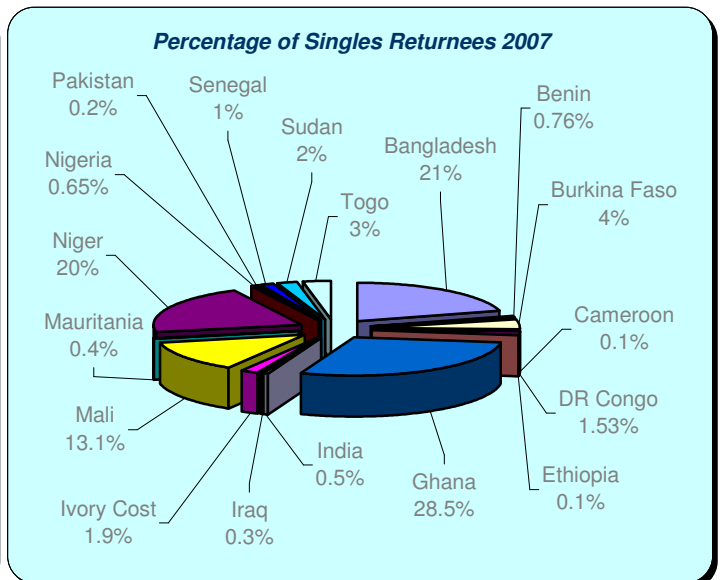
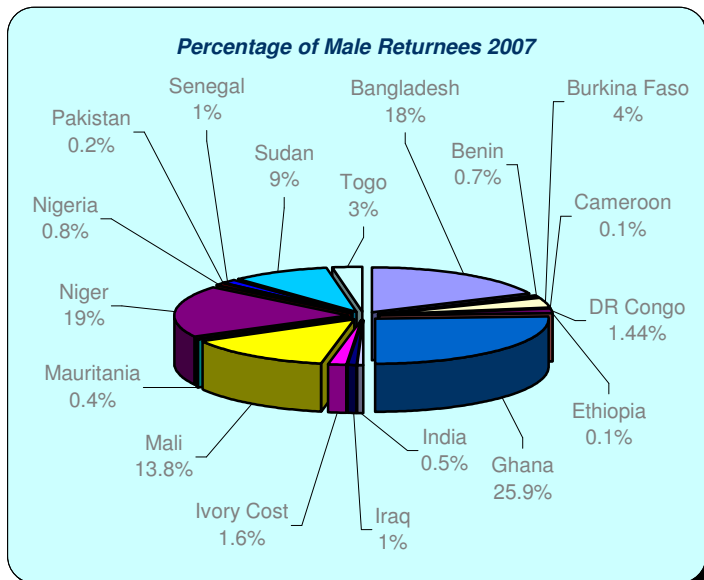
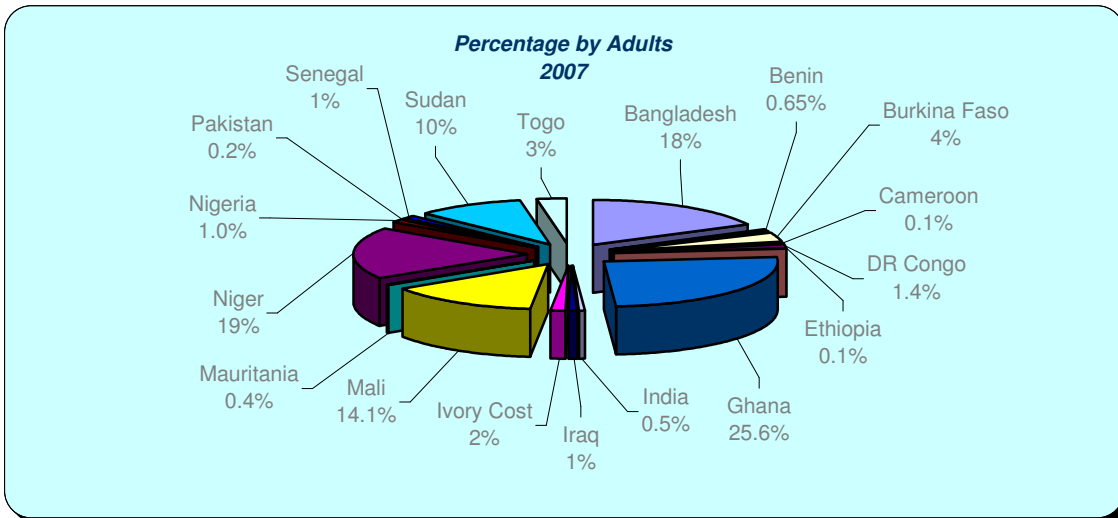
Day one 29-Jul-06

Prepared by IOM Tripoli: M.Santicola

Updated: 31-Oct-07

Time: 23:59

Note: (*) The figure of families represent family nucleus





ASSISTED VOLUNTARY RETURN FROM LIBYA

Period July 2006 - October 2007 - Cumulative by Country

IOM - Tripoli

Country of Return	Cumulative 2006-2007	Age Breakdown			Gender		Status	
		Adult 12 - over	Child 02 - 11	Infant 00 - 01	Male	Female	Single	Family (*)
Bangladesh	192	192			192		192	
Benin	7	7			7		7	
Bukina Faso	38	38			38		38	
Cameroon	1	1			1		1	
DR Congo	16	15	1		15	1	14	1
Ethiopia	1	1			1		1	
Ghana	287	276	9	2	269	18	262	8
India	15	15			15		15	
Iraq	17	11	5	1	12	5	6	2
Ivory cost	20	20			20		20	
Mali	238	189	43	6	182	56	138	24
Mauritania	4	4			4		4	
Niger	214	201	9	4	194	20	189	7
Nigeria	16	11	1	4	8	8	6	4
Pakistan	2	2			2		2	
Senegal	14	13	1		14		12	1
Sudan	167	108	50	9	94	73	21	26
Togo	31	30		1	30	1	28	1
Total	1280	1134	119	27	1098	182	956	74

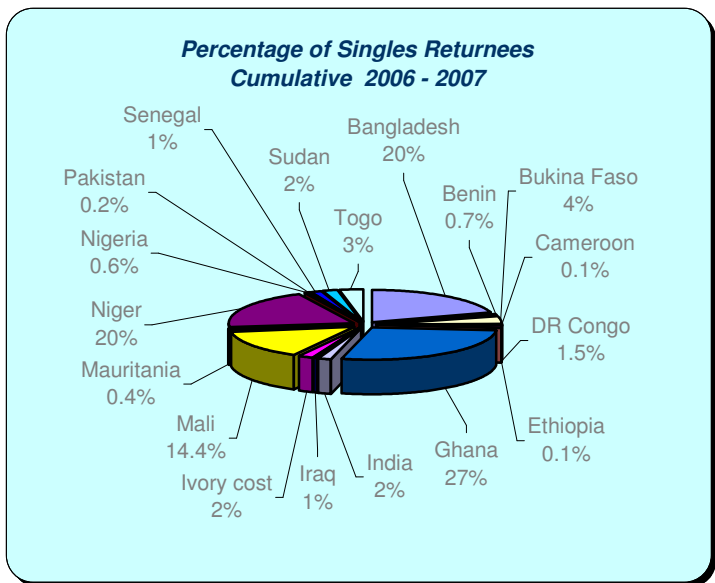
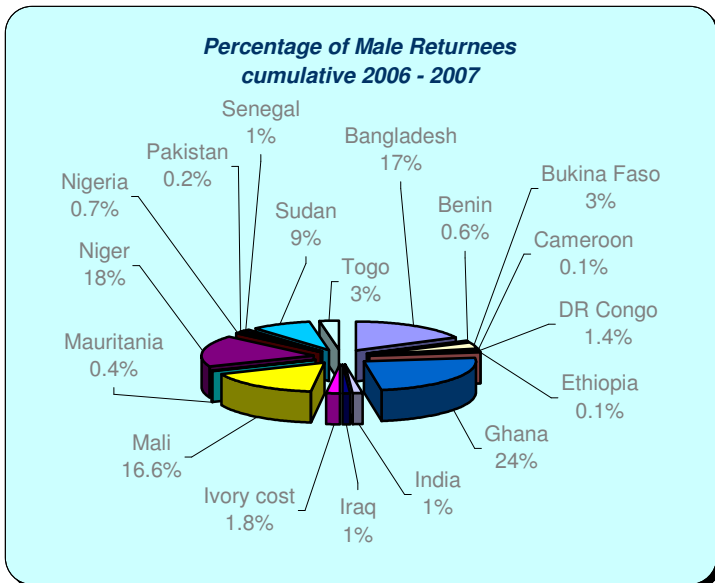
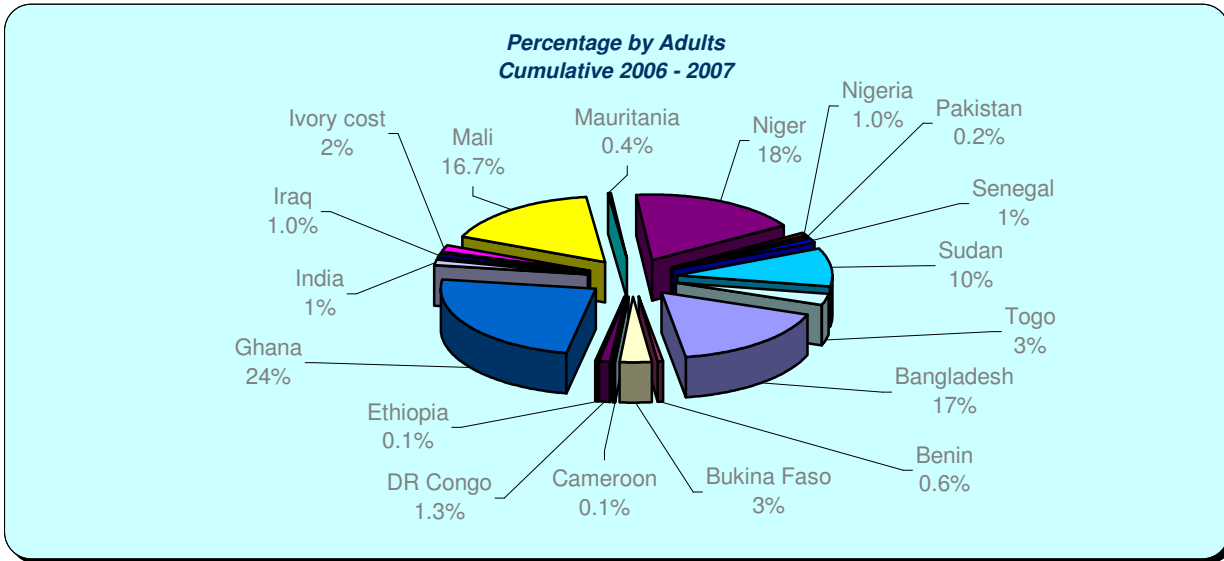
Day one 29-Jul-06

Prepared by IOM Tripoli: M.Santicola

Updated: 31-Oct-07

Time: 23:59

Note: (*) The figure of families represent family nucleus





ASSISTED VOLUNTARY RETURN FROM LIBYA

Period 2007 - Working Skills

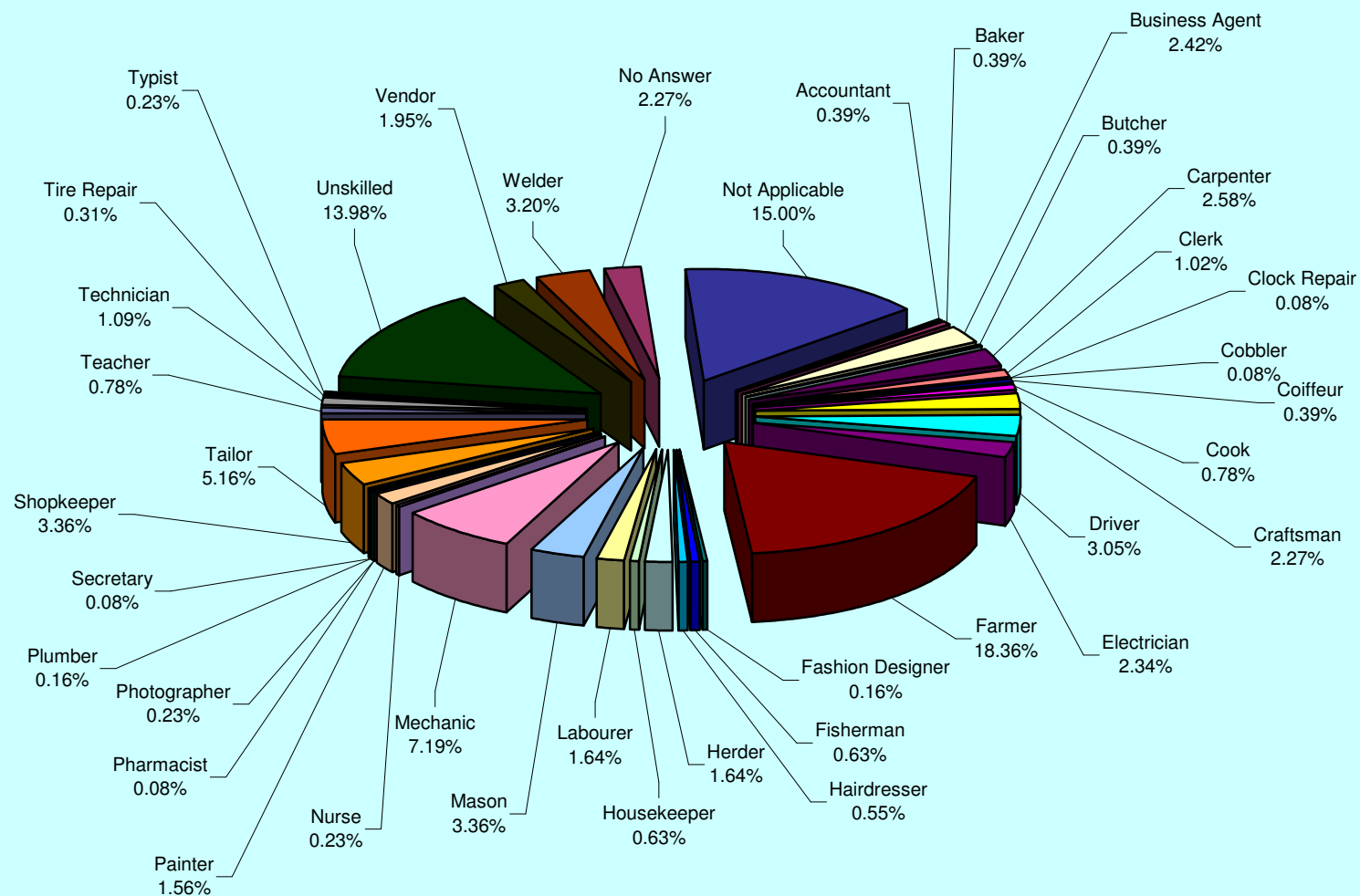
Working Skills	Total 2006	2007 - By Country of Return																Total 2007	Cumulative 2006 - 2007		
		Bangladesh	Benin	Burkina Faso	Cameroon	DR Congo	Ethiopia	Ghana	India	Iraq	Ivory Coast	Mali	Mauritania	Niger	Nigeria	Pakistan	Senegal			Sudan	Togo
Accountant							1						1				3		5	5	
Baker		1	1				1				1					1			5	5	
Business Agent		7					10				4		2	3			5		31	31	
Butcher							3						1					1	5	5	
Carpenter		9	1				9	1			2		7			3	1		33	33	
Clerk		2					3				1		1				6		13	13	
Clock Repair							1												1	1	
Cobbler							1												1	1	
Coiffeur							5												5	5	
Cook	1	1	1				2	1	1		1			1			1		9	10	
Craftsman							5				1		19		2	1	1		29	29	
Driver	1	3	1		4		19		1		3		2				1	4	38	39	
Electrician		9	1		2		15			1			2						30	30	
Farmer	27	41	14				37			2	64		43			2	3	2	208	235	
Fashion Designer							2												2	2	
Fisherman		5					1										2		8	8	
Hairdresser							2						2	2			1		7	7	
Herder							3			2	8		5				2	1	21	21	
Housekeeper	2				1		1				1		2				1		6	8	
Labourer	1	11					1	1					6			1			20	21	
Mason		6	1				22			2	3		3				2	4	43	43	
Mechanic	2	6	1	3		1	43				8		20				1	7	90	92	
Nurse	1										2								2	3	
Painter		5			1		3		1	1	4		1			1		3	20	20	
Pharmacist	1																		1	1	
Photographer			1				2												3	3	
Plumber		2																	2	2	
Secretary																	1		1	1	
Shopkeeper		11	4		1		10				4		3			2	8		43	43	
Tailor	2	3	1	2			17			1	2		32				3	3	64	66	
Teacher	1		1	1			1		2		1		1				2		9	10	
Technician		3			1		1	2					5			1	1		14	14	
Tire Repair			1				1						2						4	4	
Typist	1										1						1		2	3	
Unskilled	8	49	3	4	1	3	1	24		2	5	24		20	2		31	2	171	179	
Vendor	3	1		1			8			1	3		4	1			2	1	22	25	
Welder		4		2		1	15			1	5		10	1		1		1	41	41	
No Answer	4	10					4			1		4	4	1				1	25	29	
Not Applicable	29					1	14		7		31		15	5		1	88	1	163	192	
Total	84	189	7	38	1	16	1	287	5	14	17	174	4	213	16	2	14	167	31	1196	1280



ASSISTED VOLUNTARY RETURN FROM LIBYA

Period 2007 - Working Skills

Percentage by Working skills Cumulative 2006 - 2007





IOM - Tripoli

ASSISTED VOLUNTARY RETURN FROM LIBYA

Period 2007 - Entry in Libya via

Country From	Total 2006	Entered in Libya Via: - 2007										Total 2007	Cumulative 2006 - 2007
		Algeria	Chad	Egypt	Niger	Sudan	Tripoli Apt	Tripoli Spt	Tunisia	No Answer	Not Applicable		
Bangladesh	3		8	8		84	81		1	7		189	192
Benin		1			5		1					7	7
Burkina Faso		7			29		2					38	38
Cameroon		1										1	1
DR Congo		4	1		6				2	3		16	16
Ethiopia						1						1	1
Ghana		44	1		221		1		1	5	14	287	287
India	10						5					5	15
Iraq	3			3			4		2		5	14	17
Ivory Cost	3	1	1		11		1		2	1		17	20
Mali	64	80			30		13	15	1		35	174	238
Mauritania										4		4	4
Niger	1	49			137		10			2	15	213	214
Nigeria					8		1			2	5	16	16
Pakistan							2					2	2
Senegal		3			8		1		2			14	14
Sudan			1	2		47	40	2			75	167	167
Togo		4			25					1	1	31	31
Total	84	194	12	13	480	132	162	17	11	25	150	1196	1280

Day one: 29-Jul-06

Updated: 31-Oct-07

Apt = Airport

Spt = Seaport

Prepared by IOM Tripoli: M.Santicola

Note: Not Applicable if born in Libya

