

## Asylum applicants and first instance decisions on asylum applications: second quarter 2011

Nearly 25 % more asylum applicants in the EU-27 during the second quarter of 2011, compared with the second quarter of 2010

There was a large increase in asylum applicants in the second quarter of 2011 compared with the same quarter of the previous year<sup>1</sup>. Nearly 69 000 asylum seekers applied for asylum in the EU-27. This represents an increase of about 12 800, or 23 per cent more compared with the second quarter of 2010.

Reflecting the civil and political crises in North Africa, the number of asylum applicants in Malta increased by a factor of 56. Accordingly, the citizenships recording the highest relative increases in applicants were Tunisians and Libyans, increasing by six times and five times respectively.

Persons from 142 countries applied for a type of international protection in the EU-27, with Afghans, Russians and Iraqis lodging the

highest numbers of asylum applications in absolute terms (6 460, 3 900 and 3 465 respectively).

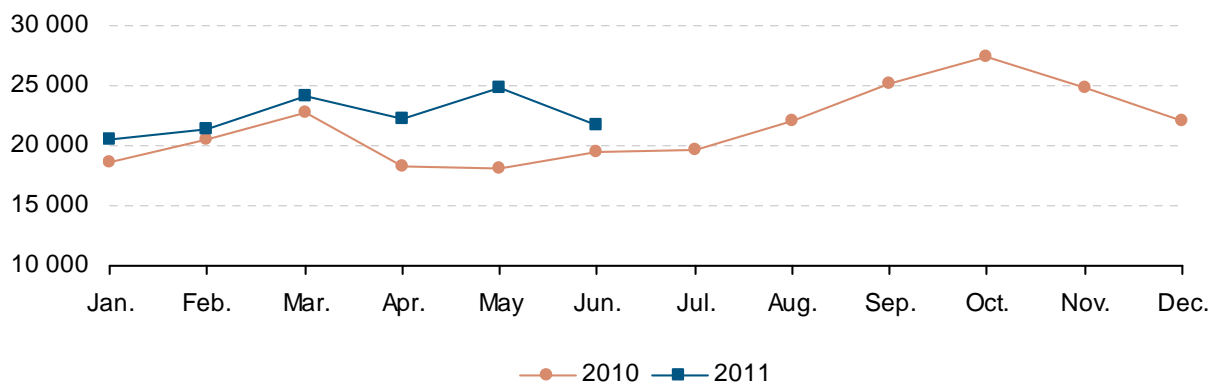
Three main destination countries - France, Germany and Belgium - accepted about half of all asylum applications in the EU-27 in the second quarter of 2011 (14 505, 10 820 and 7 160 respectively). These three countries were also the main destination countries in the previous quarter.

Italy and Belgium recorded the highest increases of asylum applicants in absolute terms (4 225 and 2 255 more respectively).

Approximately 57 000 first instance decisions on asylum applications were issued, of which a quarter were positive, granting a protection status. Of every 10 positive decisions, around 5 granted refugee status, compared to 4 granting subsidiary protection status and 1 granting protection for humanitarian reasons.

<sup>1</sup> The analysis of this publication refers only to annual changes between the second quarter of 2011 and the second quarter of 2010, unless otherwise stated.

Figure 1: Asylum applicants, EU-27, January 2010 – June 2011



Source: Eurostat (online data code: [migr\\_asyappctzm](#))

---

## Increase in asylum applicants

The number of asylum applicants increased by 23 % in the second quarter of 2011 compared with the same quarter of the previous year<sup>2</sup>. Overall, the number of persons seeking international protection in the EU-27 in the second quarter of 2011 reached 68 890. This was 12 800 more than in the same quarter of 2010 (Table 1).

---

## Where do they come from?

Citizens of 142 countries sought asylum in the EU in the second quarter of 2011. The main 3 citizenships were Afghans, Russians and Iraqis, lodging 6 460, 3 900 and 3 465 asylum applications respectively (Table 2).

The Afghans, as well as citizens of the Ivory Coast and the former Yugoslav Republic of Macedonia added most to the overall increase in asylum applicants in absolute terms (2 185, 1 360 and 1 205 more applicants respectively) (Figure 3, Table 2).

Due to civil and political conflicts in North Africa, Tunisian and Libyan asylum applicants recorded by far the largest increases during the second quarter of 2011. Tunisians increased sevenfold and Libyans fivefold, recording 1 030 and 1 135 asylum applications respectively.

Similarly, the number of applications by citizens of Mali and Ghana almost doubled in the second quarter of 2011 (830 and 1 130 applicants respectively) (Figure 3, Table 2).

---

## Main destination countries

The largest numbers of applications for international protection were lodged in France, Germany and Belgium in the second quarter of 2011 (14 505, 10 820 and 7 160 respectively), representing almost half of the overall applications in the EU-27.

Malta recorded an enormous increase in asylum seekers. Almost 56 times more<sup>3</sup> asylum applications were recorded in Malta than in the same quarter of the previous year (1 595 applications compared with 25). Malta thus became the country with the highest number of applicants relative to its population (3 820 applicants per million inhabitants) (Figure 2, Table 1).

---

<sup>2</sup> Asylum applicants increased also by 4% compared to the previous quarter of the same year, 2011.

<sup>3</sup> Please note that calculations are made on unrounded figures.

Of the 17 EU Member States that recorded increases in asylum applicants, Italy, Belgium and France recorded the highest increases in absolute terms (4 225, 2 255 and 1 925 more applications respectively) (Figure 2, Table 1). In contrast, Greece and Denmark recorded the largest decreases in absolute terms (555 and 240 fewer applicants each).

Slovakia and Ireland were the countries having the largest percentage decreases with respect to the same quarter of the previous year (about 40 % fewer applicants each) (Figure 2 and Table 1).

---

## What is their age and sex?

Almost 8 in 10 of the 68 890 asylum applicants in the EU-27 were below the age of 35 and 1 in 4 was a minor<sup>4</sup>. Nearly half of the Afghan, Russian and Serbian applicants were minors and around 80 % of Tunisians, Malians and Ghanaians were aged 18-34 (Table 4).

30 % of asylum applicants in the EU were female. For Bangladeshi and Tunisian citizens, the proportion is even lower (around 5 % of asylum seekers were women). In contrast, for citizens of the Congo and Russia, the ratio of women to men was 1 to 1 (Figure 4, Figure 5).

---

## Decisions on asylum applications

56 980 first instance decisions were made by the national authorities of EU Member States during the second quarter of 2011. Amongst them, 1 in 4 decisions was positive, granting asylum or some other form of international protection.

France, Germany and Sweden issued the most first instance total decisions<sup>5</sup> in the second quarter of 2011 (11 090, 9 620 and 6 570 respectively). Germany and Sweden also granted the most positive decisions in the EU-27 (Table 9).

Germany issued the most decisions granting refugee status (1 730), Sweden the most decisions granting subsidiary protection (1 410) and Italy issued the most decisions granting protection for humanitarian reasons (645). (Table 9, Table 10).

In terms of citizenship, most decisions were issued to Afghans, Iraqis and Russians. Similarly, the citizenships granted the most positive decisions (i.e. a type of international protection) were Afghans, Somalis and Iraqis (Figure 7, Table 11).

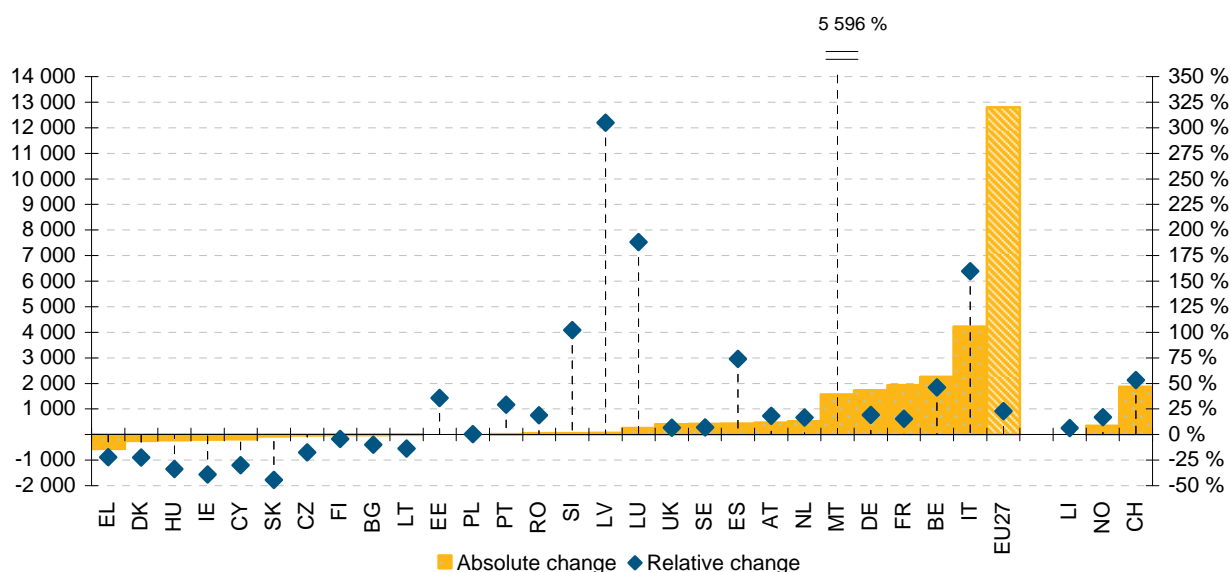
---

<sup>4</sup> Minors are persons under the age of 18.

<sup>5</sup> Total decisions equal to positive decisions plus negative decisions.

## Statistics on asylum applicants during the 2nd quarter of 2011

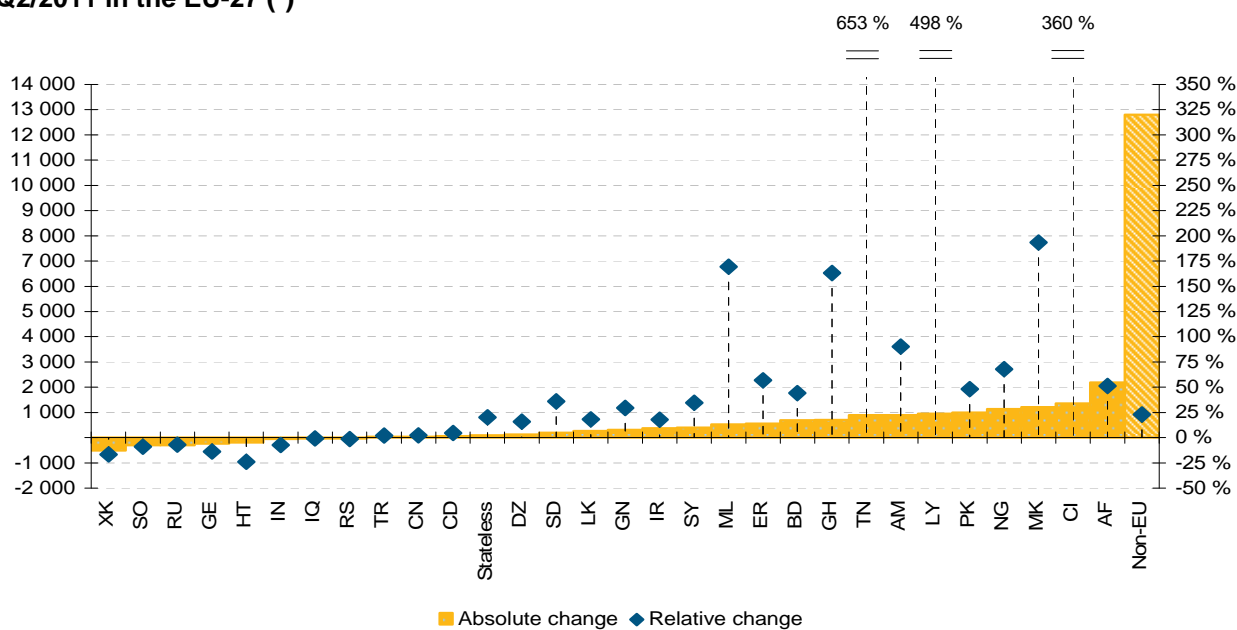
Figure 2: Asylum applicants, absolute and relative change between Q2/2010 and Q2/2011 <sup>(1)</sup>



<sup>(1)</sup> Data for IS not available for the reference period. For country codes please refer to the section Abbreviations in Methodology.

Source: Eurostat (online data code: [migr\\_asyappctzm](#))

Figure 3: Asylum applicants by citizenship, absolute and relative change between Q2/2010 and Q2/2011 in the EU-27 <sup>(1)</sup>



<sup>(1)</sup> For country codes please refer to Table 2.

Source: Eurostat (online data code: [migr\\_asyappctzm](#))

Table 1: Asylum applicants (including new asylum applicants), Q2 2010 - Q2 2011 (rounded figures)

	Q2 2010			Q3 2010			Q4 2010			Q1 2011			Q2 2011		
	Apr.	May	Jun.	Jul.	Aug.	Sep.	Oct.	Nov.	Dec.	Jan.	Feb.	Mar.	Apr.	May	Jun.
<b>EU-27</b>	<b>18 360</b>	<b>18 175</b>	<b>19 555</b>	<b>19 595</b>	<b>22 030</b>	<b>25 110</b>	<b>27 380</b>	<b>24 760</b>	<b>22 040</b>	<b>20 470</b>	<b>21 375</b>	<b>24 090</b>	<b>22 315</b>	<b>24 805</b>	<b>21 770</b>
Belgium	1 510	1 595	1 800	1 955	2 330	2 300	2 855	2 710	2 745	2 305	2 330	2 815	2 495	2 395	2 270
Bulgaria	75	55	85	95	95	75	65	95	105	115	90	70	65	60	65
Czech Republic	75	80	65	45	70	50	55	45	50	65	55	70	60	75	45
Denmark	370	390	320	370	535	455	540	425	440	360	280	315	285	290	270
Germany	2 945	2 755	3 385	3 835	4 655	5 600	6 085	5 630	4 280	4 235	3 730	4 070	3 365	3 865	3 590
Estonia	5	5	*	5	5	*	*	*	5	5	5	5	5	10	5
Ireland	160	180	155	160	175	155	145	155	125	135	125	125	85	100	115
Greece	660	840	1 010	990	885	1 310	1 080	910	395	605	920	1 005	455	815	685
Spain	200	180	200	250	260	285	240	290	210	240	335	365	430	360	215
France	4 235	4 115	4 230	4 205	3 925	4 180	5 070	4 280	5 140	4 400	4 640	5 295	5 125	5 010	4 365
Italy	730	945	975	815	515	815	870	1 040	635	590	1 625	1 775	1 460	3 305	2 110
Cyprus	175	210	235	215	170	190	215	355	490	185	150	130	125	165	145
Latvia	10	5	5	5	5	5	5	5	10	5	20	5	15	40	25
Lithuania	15	50	30	30	40	35	65	80	60	35	35	35	20	30	30
Luxembourg	45	45	45	45	50	90	95	105	100	115	145	230	145	135	115
Hungary	240	220	185	120	110	115	115	130	100	115	85	135	165	105	160
Malta	10	15	*	40	15	10	10	15	20	10	15	30	1 130	365	100
Netherlands	1 120	890	1 085	870	1 185	1 450	1 535	1 590	1 200	1 255	1 090	1 155	1 095	1 295	1 215
Austria	760	915	910	905	1 240	960	975	1 000	905	880	910	970	975	995	1 080
Poland	500	485	530	450	700	675	630	550	610	365	450	520	430	550	550
Portugal	10	15	15	15	20	15	10	5	15	10	20	15	15	20	15
Romania	70	115	60	45	100	70	80	55	55	50	85	125	95	95	110
Slovenia	5	25	20	10	15	20	25	45	45	35	35	30	15	35	55
Slovakia	50	70	55	55	55	45	35	25	30	35	45	30	20	35	40
Finland	225	200	205	235	270	295	255	245	275	230	205	240	190	210	210
Sweden	2 155	1 875	1 910	1 910	2 745	3 880	4 200	2 835	2 230	1 965	1 960	2 305	2 030	2 375	1 960
United Kingdom	2 005	1 890	2 035	1 925	1 860	2 035	2 125	2 145	1 765	2 140	1 995	2 225	2 020	2 070	2 235
Iceland	:	:	:	:	:	:	:	:	:	:	:	:	:	:	:
Liechtenstein	5	5	5	*	*	5	5	10	15	10	5	15	10	5	5
Norway	590	685	735	885	1 030	980	960	885	775	810	640	690	660	875	810
Switzerland	1 175	1 080	1 260	1 145	1 370	1 380	1 385	1 575	1 415	2 545	1 250	1 865	1 485	2 235	1 665

(<sup>1</sup>) Relative to population as of 1<sup>st</sup> of January 2011 (provisional data).

\* 2 or fewer asylum applicants recorded in the reference period.

: data are not available in the reference period.

Q2 2011	Q1 2011 to Q2 2011 change in %	Q2 2010 to Q2 2011 change in %	Applicants per million inhabitants (1) Q2 2011	Last 12 months
<b>68 890</b>	<b>4</b>	<b>23</b>	<b>135</b>	<b>275 745</b>
7 160	- 4	46	655	<b>29 500</b>
190	- 30	- 10	25	<b>995</b>
180	- 5	- 17	15	<b>685</b>
840	- 12	- 23	150	<b>4 570</b>
10 820	- 10	19	130	<b>52 935</b>
20	27	36	15	<b>45</b>
300	- 22	- 39	65	<b>1 600</b>
1 955	- 23	- 22	170	<b>10 055</b>
1 010	8	74	20	<b>3 475</b>
14 505	1	15	225	<b>55 645</b>
6 875	72	160	115	<b>15 545</b>
435	- 6	- 30	540	<b>2 530</b>
80	224	305	35	<b>140</b>
80	- 21	- 14	25	<b>490</b>
395	- 20	188	770	<b>1 375</b>
430	27	- 34	45	<b>1 460</b>
1 595	2 854	5 596	3 820	<b>1 760</b>
3 605	3	17	215	<b>14 930</b>
3 055	11	18	365	<b>11 800</b>
1 525	14	0	40	<b>6 475</b>
55	23	29	5	<b>175</b>
295	14	19	15	<b>960</b>
105	5	102	50	<b>360</b>
100	- 7	- 44	20	<b>445</b>
605	- 10	- 4	115	<b>2 855</b>
6 360	2	7	675	<b>30 390</b>
6 325	- 1	7	100	<b>24 540</b>
:	:	:	:	:
15	- 37	17	470	<b>80</b>
2 350	10	53	475	<b>9 995</b>
5 385	- 5	6	685	<b>19 310</b>

Source: Eurostat (online data code: [migr\\_asyappctzm](#))

**Table 2: Asylum applicants in the EU-27 by citizenship (including new asylum applicants), Q2 2010 - Q2 2011 (rounded figures) <sup>(1)</sup>**

	Q2 2010			Q3 2010			Q4 2010			Q1 2011			Q2 2011			Q2 2011	Q1 2011 to Q2 2011 change in %	Q2 2010 to Q2 2011 change in %	Last 12 months
	Apr.	May	Jun.	Jul.	Aug.	Sep.	Oct.	Nov.	Dec.	Jan.	Feb.	Mar.	Apr.	May	Jun.				
<b>Non-EU</b>	<b>18 360</b>	<b>18 175</b>	<b>19 555</b>	<b>19 595</b>	<b>22 030</b>	<b>25 110</b>	<b>27 380</b>	<b>24 760</b>	<b>22 040</b>	<b>20 470</b>	<b>21 375</b>	<b>24 090</b>	<b>22 315</b>	<b>24 805</b>	<b>21 770</b>	<b>68 890</b>	<b>4</b>	<b>23</b>	<b>275 745</b>
Afghanistan - (AF)	1 435	1 345	1 495	1 620	1 795	1 805	1 780	1 815	2 055	1 870	1 805	2 090	1 860	2 215	2 385	6 460	12	51	23 095
Russia - (RU)	1 285	1 420	1 495	1 440	1 820	1 735	1 705	1 590	1 650	1 345	1 325	1 470	1 220	1 280	1 405	3 900	-6	-7	17 985
Iraq - (IQ)	1 075	1 170	1 255	1 285	1 475	1 360	1 310	1 465	1 330	1 300	1 235	1 255	1 105	1 205	1 160	3 465	-9	-1	15 480
Pakistan - (PK)	605	605	870	785	750	1 110	1 030	985	715	845	910	1 040	905	1 045	1 130	3 080	10	48	11 250
Somalia - (SO)	1 140	970	1 195	1 305	1 795	1 220	1 220	1 060	825	885	665	780	1 125	1 095	785	3 005	29	-9	12 750
Nigeria - (NG)	575	575	520	525	475	550	605	600	515	485	510	560	635	1 180	995	2 810	81	68	7 635
Kosovo - (XK) <sup>(2)</sup>	1 110	945	985	960	1 195	1 370	1 545	1 610	1 355	1 000	1 000	1 095	1 020	900	615	2 535	-18	-17	13 655
Iran - (IR)	675	665	725	800	935	1 150	1 050	1 015	975	985	825	865	790	820	825	2 435	-9	18	11 035
Bangladesh - (BD)	480	505	585	580	495	480	620	605	610	495	555	605	625	835	805	2 265	37	44	7 310
Armenia - (AM)	325	315	355	425	455	525	625	530	555	430	490	565	605	670	615	1 890	27	90	6 485
Serbia - (RS)	765	545	555	565	1 150	2 950	3 700	2 560	1 660	1 215	1 165	1 360	855	605	375	1 835	-51	-2	18 165
MK - (MK) <sup>(2)</sup>	235	155	235	310	625	1 310	1 845	1 125	465	405	390	735	975	675	180	1 830	20	193	9 045
Ivory Coast - (CI)	115	135	125	125	130	120	120	105	150	245	370	505	635	720	380	1 735	55	360	3 605
Sri Lanka - (LK)	500	455	490	520	420	520	685	590	685	580	675	665	610	575	525	1 705	-11	18	7 035
Syria - (SY) <sup>(2)</sup>	385	370	395	365	475	415	465	380	440	430	370	440	450	545	550	1 550	25	34	5 330
Eritrea - (ER)	330	310	345	445	425	430	430	400	450	375	365	375	630	485	430	1 545	38	57	5 235
Turkey - (TR)	515	455	505	535	430	630	595	625	560	595	595	550	475	565	465	1 505	-14	2	6 620
Georgia - (GE)	625	540	555	555	545	565	640	520	410	430	480	540	430	530	525	1 480	2	-14	6 160
CD - (CD) <sup>(2)</sup>	445	425	510	455	520	425	485	450	475	400	445	570	460	490	485	1 440	1	5	5 665
Guinea - (GN)	335	340	380	360	395	430	430	480	450	460	500	555	435	500	430	1 365	-10	29	5 425
China - (CN)	425	435	460	450	460	590	625	535	415	445	450	570	430	455	460	1 350	-8	2	5 890
Libya - (LY)	70	60	60	40	60	45	55	75	60	70	100	220	365	430	340	1 135	191	498	1 855
Ghana - (GH)	130	160	140	120	100	105	115	105	100	95	120	120	245	495	390	1 130	241	163	2 105
Tunisia - (TN)	50	45	45	45	55	55	55	40	45	115	1 135	1 220	315	445	270	1 030	-58	653	3 800
Algeria - (DZ)	295	265	270	330	265	240	365	305	310	300	285	360	285	330	350	965	2	16	3 720
Mali - (ML)	110	120	80	100	65	75	95	65	50	65	65	85	140	470	220	830	279	169	1 505
Sudan - (SD)	175	180	170	215	180	225	190	175	220	170	185	210	200	240	265	710	26	36	2 475
India - (IN)	195	260	300	250	295	270	325	325	295	225	215	225	225	240	240	700	5	-7	3 130
Haiti - (HT)	190	285	330	200	160	170	130	150	180	210	190	195	255	175	180	610	2	-24	2 200
Stateless	165	145	160	165	185	195	215	225	215	230	165	170	145	240	180	565	1	20	2 335
<b>Other</b>	<b>3 600</b>	<b>3 975</b>	<b>3 970</b>	<b>3 720</b>	<b>3 910</b>	<b>4 035</b>	<b>4 345</b>	<b>4 255</b>	<b>3 825</b>	<b>3 770</b>	<b>3 790</b>	<b>4 090</b>	<b>3 860</b>	<b>4 360</b>	<b>3 805</b>	<b>12 025</b>	<b>3</b>	<b>-3</b>	<b>47 760</b>

(1) Countries selected here are those with the highest number of asylum applicants registered during Q2 2011

(2) Kosovo - Kosovo / UNSCR 1244; MK - the former Yugoslav republic of Macedonia; CD - Congo, the Democratic Republic of the

Source: Eurostat (online data code: [migr\\_asyappctzm](#))

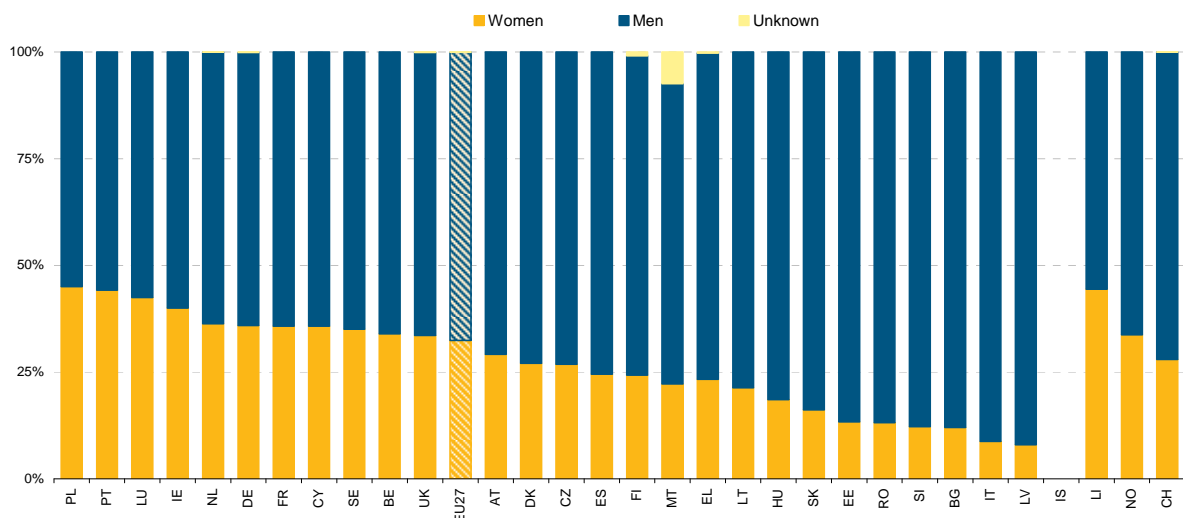
Table 3: Asylum applicants by age group, 2nd quarter 2011 (%)

	Total (absolute value)	Distribution of age groups as a share of total (in %)					
		0-13	14-17	18-34	35-64	65 and over	Unknown
<b>EU-27</b>	<b>68 890</b>	<b>17.5</b>	<b>6.1</b>	<b>55.6</b>	<b>19.7</b>	<b>0.8</b>	<b>0.3</b>
Belgium	7 160	21.0	9.5	48.8	20.2	0.4	0.0
Bulgaria	190	4.7	7.8	56.8	30.2	0.5	0.0
Czech Republic	180	18.2	1.1	49.2	31.5	0.0	0.0
Denmark	840	13.5	13.0	51.0	21.8	0.8	0.0
Germany	10 820	23.8	8.5	48.9	18.1	0.7	0.0
Estonia	20	5.3	0.0	68.4	26.3	0.0	0.0
Ireland	300	25.2	4.3	49.8	20.3	0.3	0.0
Greece	1 955	2.2	3.2	74.5	18.2	1.0	0.9
Spain	1 010	11.6	3.1	56.7	27.9	0.7	0.0
France	14 505	16.0	2.8	55.5	24.8	0.9	0.0
Italy	6 875	6.3	1.9	80.7	11.0	0.0	0.0
Cyprus	435	6.2	0.7	71.4	21.4	0.2	0.0
Latvia	80	12.3	3.7	65.4	18.5	0.0	0.0
Lithuania	80	16.0	2.5	49.4	32.1	0.0	0.0
Luxembourg	395	29.1	6.8	41.3	22.5	0.3	0.0
Hungary	430	25.6	8.4	44.3	17.9	3.7	0.0
Malta	1 595	4.6	4.1	79.8	10.9	0.2	0.4
Netherlands	3 605	22.7	7.8	50.4	17.9	1.2	0.0
Austria	3 055	24.5	9.9	49.4	15.7	0.5	0.0
Poland	1 525	34.8	4.5	38.7	20.8	1.2	0.0
Portugal	55	20.8	3.8	56.6	18.9	0.0	0.0
Romania	295	4.7	3.1	76.6	15.6	0.0	0.0
Slovenia	105	14.6	9.7	65.0	9.7	1.0	0.0
Slovakia	100	8.2	4.1	66.3	21.4	0.0	0.0
Finland	605	15.4	5.3	57.5	21.5	0.0	0.3
Sweden	6 360	21.5	8.8	47.0	21.0	1.7	0.0
United Kingdom	6 325	14.4	6.3	53.9	21.6	0.8	3.0
Iceland	:	:	:	:	:	:	:
Liechtenstein	15	15.8	7.3	61.1	15.4	0.4	0.0
Norway	2 350	18.7	4.2	62.4	14.5	0.2	0.0
Switzerland	5 385	17.6	0.0	76.5	5.9	0.0	0.0

: Data are not available in the reference period

Source: Eurostat (online data code: [migr\\_asyappctzm](#))

Figure 4: Asylum applicants by gender, 2nd quarter 2011 (%) <sup>(1)</sup>



<sup>(1)</sup> Age and sex distributions are not computed when less than 10 applicants are registered. Data for IS are not available for the reference period.

Source: Eurostat (online data code: [migr\\_asyappctzm](#))

**Table 4: Thirty main citizenships of asylum applicants in the EU-27, by age group, 2nd quarter 2011 (%) <sup>(1)</sup>**

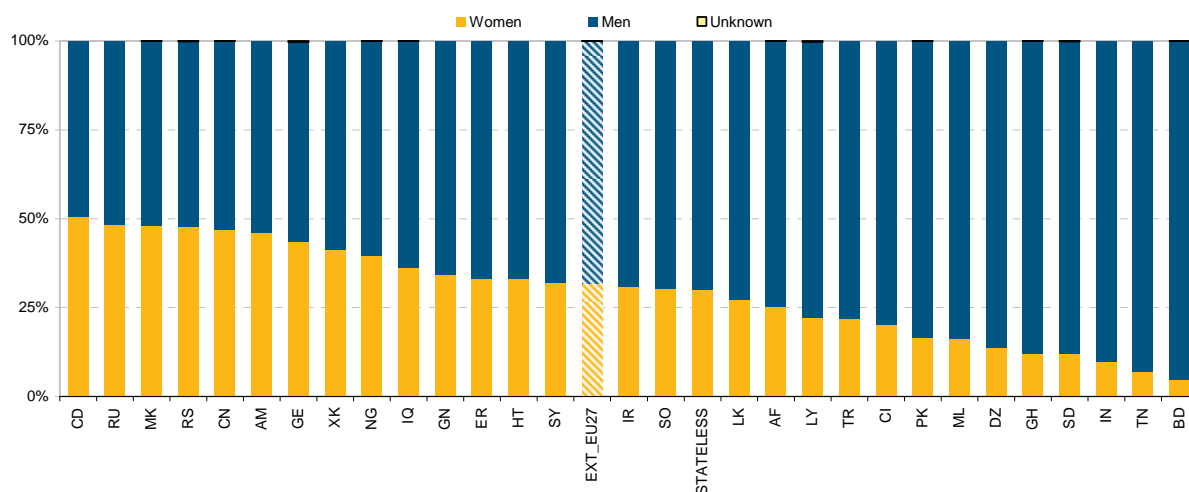
	Total (absolute value)	Distribution of age groups as a share of total (in %)					
		0-13	14-17	18-34	35-64	65 and over	Unknown
<b>Non-EU</b>	<b>68 890</b>	<b>17.5</b>	<b>6.1</b>	<b>55.6</b>	<b>19.7</b>	<b>0.8</b>	<b>0.3</b>
Afghanistan - (AF)	6 460	20.8	23.8	44.0	10.5	0.9	0.1
Russia - (RU)	3 900	40.7	4.5	31.4	22.4	1.1	0.0
Iraq - (IQ)	3 465	23.3	5.7	46.7	21.7	2.6	0.0
Pakistan - (PK)	3 080	10.3	3.8	62.4	21.9	0.8	0.8
Somalia - (SO)	3 005	13.0	6.2	65.9	13.6	1.2	0.2
Nigeria - (NG)	2 810	12.6	1.7	72.2	13.1	0.0	0.4
Kosovo - (XK) <sup>(2)</sup>	2 535	31.2	5.0	40.8	22.1	0.9	0.0
Iran - (IR)	2 435	11.3	5.0	58.9	23.3	0.7	0.9
Bangladesh - (BD)	2 265	2.0	1.4	79.7	16.1	0.3	0.4
Armenia - (AM)	1 890	19.6	5.3	40.7	32.2	2.2	0.0
Serbia - (RS)	1 835	40.1	6.4	30.5	22.6	0.4	0.0
MK - (MK) <sup>(2)</sup>	1 830	35.9	6.1	34.9	22.8	0.3	0.0
Ivory Coast - (CI)	1 735	4.2	2.4	75.9	17.1	0.2	0.2
Sri Lanka - (LK)	1 705	10.8	1.7	63.5	21.5	1.5	1.1
Syria - (SY) <sup>(2)</sup>	1 550	23.2	6.8	49.7	18.9	1.2	0.1
Eritrea - (ER)	1 545	9.3	4.6	71.3	14.0	0.6	0.2
Turkey - (TR)	1 505	11.8	2.7	66.4	18.7	0.4	0.0
Georgia - (GE)	1 480	17.8	2.7	49.1	29.2	0.7	0.5
CD - (CD) <sup>(2)</sup>	1 440	17.2	5.8	50.8	25.5	0.6	0.1
Guinea - (GN)	1 365	12.2	9.4	70.5	7.8	0.1	0.1
China - (CN)	1 350	8.1	1.6	50.9	38.0	0.4	1.0
Libya - (LY) <sup>(2)</sup>	1 135	16.7	2.7	57.9	20.5	0.4	1.7
Ghana - (GH)	1 130	5.6	1.6	79.0	13.8	0.1	0.0
Tunisia - (TN)	1 030	1.6	3.2	82.1	13.1	0.0	0.0
Algeria - (DZ)	965	7.5	5.1	67.2	19.7	0.5	0.0
Mali - (ML)	830	13.4	1.6	79.3	5.8	0.0	0.0
Sudan - (SD)	710	8.7	2.1	71.7	16.9	0.0	0.6
India - (IN)	700	2.6	3.3	74.2	19.1	0.0	0.9
Haiti - (HT)	610	6.2	0.5	68.1	25.0	0.2	0.0
Stateless	565	19.8	4.1	49.6	24.0	2.6	0.0
Other	12 025	16.6	4.5	55.2	22.7	0.5	0.4

<sup>(1)</sup> Citizenships selected here are those with the highest number of asylum applicants registered during Q2 2011 in the EU-27

<sup>(2)</sup> Kosovo - Kosovo / UNSCR 1244; MK - the Former Yugoslav Republic of Macedonia; CD - Congo, the Democratic Republic of the

Source: Eurostat (online data code: [migr\\_asyappctzm](#))

**Figure 5: Thirty main citizenships of asylum applicants in the EU-27 by gender, 2nd quarter 2011 (%) <sup>(1)</sup>**



<sup>(1)</sup> Citizenships selected here are those with the highest number of asylum applicants registered during Q2 2011 in the EU-27.

Source: Eurostat (online data code: [migr\\_asyappctzm](#))

Table 5: Five main citizenships of asylum applicants, 2nd quarter 2011 (rounded figures) <sup>(1)</sup>

		EU-27			
			(%)		
		Afghanistan	6 460	9	
		Russia	3 900	6	
		Iraq	3 465	5	
		Pakistan	3 080	4	
		Somalia	3 005	4	
		Other	48 980	71	
		BULGARIA			
			(%)		
		Iraq	50	27	
		Afghanistan	30	16	
		Somalia	20	11	
		Armenia	15	9	
		Stateless	15	9	
		Other	55	29	
		GERMANY			
			(%)		
		Afghanistan	2 000	18	
		Iraq	1 355	13	
		Iran	760	7	
		Syria	740	7	
		Serbia	630	6	
		Other	5 335	49	
		GREECE			
			(%)		
		Pakistan	500	25	
		Georgia	270	14	
		Bangladesh	195	10	
		Nigeria	135	7	
		China	125	6	
		Other	730	37	
		ITALY			
			(%)		
		Nigeria	1 280	19	
		Ghana	820	12	
		Ivory Coast	530	8	
		Tunisia	520	8	
		Mali	495	7	
		Other	3 225	47	
		LITHUANIA			
			(%)		
		Russia	30	37	
		Georgia	20	25	
		Afghanistan	10	10	
		Belarus	5	6	
		Armenia	5	4	
		Other	15	19	
		MALTA			
			(%)		
		Somalia	410	26	
		Eritrea	275	17	
		Nigeria	240	15	
		Ethiopia	110	7	
		Ivory Coast	110	7	
		Other	445	28	
		POLAND			
			(%)		
		Russia	885	58	
		Georgia	415	27	
		Armenia	35	2	
		Afghanistan	20	1	
		Ukraine	15	1	
		Other	155	10	
		SLOVENIA			
			(%)		
		Afghanistan	20	21	
		Kosovo / UNSCR 1244	15	14	
		Tunisia	10	11	
		Libya	5	6	
		Serbia	5	5	
		Other	45	44	
		SWEDEN			
			(%)		
		Afghanistan	825	13	
		Somalia	820	13	
		MK	510	8	
		Iraq	450	7	
		Eritrea	380	6	
		Other	3 380	53	
		NORWAY			
			(%)		
		Somalia	600	26	
		Eritrea	455	19	
		Afghanistan	255	11	
		Iran	100	4	
		Ethiopia	80	3	
		Other	865	37	
		CZECH REPUBLIC			
			(%)		
		Ukraine	35	20	
		Belarus	20	12	
		Turkey	20	10	
		Russia	15	8	
		Vietnam	10	7	
		Other	80	43	
		ESTONIA			
			(%)		
		CD	10	47	
		Cameroon	*	*	
		Belarus	*	*	
		Russia	*	*	
		Turkey	*	*	
		Other	5	0	
		SPAIN			
			(%)		
		Cuba	295	29	
		Ivory Coast	180	18	
		Nigeria	60	6	
		Western Sahara	30	3	
		Iran	25	3	
		Other	415	41	
		CYPRUS			
			(%)		
		Egypt	50	11	
		India	40	9	
		Vietnam	40	9	
		Sri Lanka	40	9	
		Pakistan	40	9	
		Other	225	52	
		LUXEMBOURG			
			(%)		
		MK	100	25	
		Serbia	80	21	
		Kosovo / UNSCR 1244	25	6	
		Montenegro	20	5	
		Bosnia and Herzegovina	15	4	
		Other	155	39	
		NETHERLANDS			
			(%)		
		Afghanistan	595	16	
		Iraq	550	15	
		Somalia	545	15	
		Iran	240	7	
		MK	220	6	
		Other	1 460	41	
		PORTUGAL			
			(%)		
		Guinea	10	21	
		CD	5	11	
		Russia	5	8	
		Ivory Coast	5	8	
		Morocco	5	6	
		Other	25	47	
		SLOVAKIA			
			(%)		
		Russia	15	16	
		Georgia	15	13	
		Somalia	10	11	
		Afghanistan	10	11	
		Moldova	10	9	
		Other	40	39	
		UNITED KINGDOM			
			(%)		
		Pakistan	890	14	
		Iran	635	10	
		Libya	585	9	
		Sri Lanka	505	8	
		Afghanistan	440	7	
		Other	3 270	52	
		SWITZERLAND			
			(%)		
		Eritrea	1 155	21	
		Tunisia	790	15	
		MK	360	7	
		Nigeria	345	6	
		Afghanistan	215	4	
		Other	2 520	47	

<sup>(1)</sup> Citizenship selected here are those with the highest number of asylum applicants registered during Q2 2011

\* represents 2 or fewer applicants recorded in the reference period

CD – Congo, the Democratic Republic of the; Kosovo – Kosovo / UNSCR 1244; MK – the former Yugoslav Republic of Macedonia;

PS – Palestinian Territory, Occupied

Source: Eurostat (online data code: [migr\\_asyappctzm](#))





Table 7: New asylum applicants, Q2 2010 - Q2 2011 (rounded figures)

	Q2 2010			Q3 2010			Q4 2010			Q1 2011			Q2 2011		
	Apr.	May	Jun.	Jul.	Aug.	Sep.	Oct.	Nov.	Dec.	Jan.	Feb.	Mar.	Apr.	May	Jun.
<b>EU-27</b>	:	:	:	:	:	:	:	:	:	:	:	:	:	:	:
<b>Belgium</b>	1 155	1 260	1 325	1 550	1 965	2 250	2 460	2 240	2 165	1 870	1 840	2 300	2 065	1 805	1 690
<b>Bulgaria</b>	:	:	:	:	:	:	:	:	:	100	80	60	45	25	45
<b>Czech Republic</b>	40	35	35	20	35	25	20	20	40	30	30	40	35	40	30
<b>Denmark</b>	370	390	320	370	535	455	540	425	440	360	280	315	285	290	270
<b>Germany</b>	2 455	2 415	2 890	3 375	4 085	4 765	4 975	4 740	3 695	3 740	3 285	3 525	2 960	3 415	3 170
<b>Estonia</b>	5	5	*	5	5	*	*	*	*	5	5	5	5	10	5
<b>Ireland</b>	160	180	155	160	170	150	140	155	120	135	125	125	85	100	115
<b>Greece</b>	:	:	:	:	:	:	:	:	:	:	:	:	:	:	:
<b>Spain</b>	185	170	190	245	245	265	220	270	185	205	265	270	375	300	190
<b>France</b>	3 835	3 720	3 800	3 755	3 620	3 830	4 655	3 910	4 625	3 990	4 190	4 775	4 655	4 475	3 970
<b>Italy</b>	730	945	975	815	515	815	870	1 040	635	590	1 625	1 775	1 460	:	:
<b>Cyprus</b>	175	210	230	205	165	190	210	350	485	185	145	130	120	160	145
<b>Latvia</b>	10	5	5	5	5	5	5	5	5	5	20	5	15	40	25
<b>Lithuania</b>	5	35	20	20	35	30	55	75	50	10	30	25	10	15	15
<b>Luxembourg</b>	45	45	40	40	50	90	90	105	95	105	145	230	145	130	95
<b>Hungary</b>	:	:	:	:	:	:	:	:	:	:	60	:	:	:	:
<b>Malta</b>	10	10	*	40	10	10	10	10	15	10	15	30	1 130	365	100
<b>Netherlands</b>	950	750	890	830	1 060	1 240	1 310	1 415	1 050	1 045	915	890	815	1 050	980
<b>Austria</b>	:	:	:	:	:	:	:	:	:	:	:	:	:	:	:
<b>Poland</b>	285	285	290	280	460	505	415	375	485	125	260	330	295	355	385
<b>Portugal</b>	10	15	15	15	20	15	10	5	15	10	20	15	15	20	15
<b>Romania</b>	:	:	:	:	:	:	:	:	:	45	85	120	95	90	105
<b>Slovenia</b>	*	20	15	10	:	20	25	40	40	30	35	30	15	20	45
<b>Slovakia</b>	40	35	40	20	30	35	25	15	15	15	25	10	15	20	20
<b>Finland</b>	:	:	:	:	:	:	:	:	:	:	:	:	:	:	:
<b>Sweden</b>	2 150	1 870	1 910	1 895	2 735	3 880	4 190	2 830	2 220	1 960	1 955	2 300	2 030	2 370	1 960
<b>United Kingdom</b>	1 855	1 740	1 865	1 780	1 755	1 925	2 020	2 040	1 685	2 040	1 890	2 140	1 940	2 005	2 155
<b>Iceland</b>	:	:	:	:	:	:	:	:	:	:	:	:	:	:	:
<b>Liechtenstein</b>	:	:	:	:	:	:	:	:	:	:	:	:	:	:	:
<b>Norway</b>	:	:	:	:	:	:	:	:	:	:	:	:	:	:	:
<b>Switzerland</b>	1 045	940	1 095	965	1 175	1 205	1 225	1 345	1 190	1 050	1 055	1 595	1 295	2 005	1 430

Q2 2011	Q1 2011 to Q2 2011 change in %	Q2 2010 to Q2 2011 change in %	Applicants per million inhabitants(1) Q2 2011	Last 12 months
:	:	:	:	:
5 565	-7	49	510	<b>24 195</b>
120	-51	:	15	:
105	-1	-2	10	<b>370</b>
840	-12	-23	150	<b>4 570</b>
9 545	-10	23	115	<b>45 735</b>
20	20	50	15	<b>45</b>
300	-22	-39	65	<b>1 575</b>
:	:	:	:	:
865	17	60	20	<b>3 040</b>
13 100	1	15	200	<b>50 460</b>
:	:	:	:	:
425	-8	-31	530	:
80	220	300	35	<b>140</b>
45	-36	-26	15	<b>375</b>
370	-22	195	725	<b>1 320</b>
:	:	:	:	:
1 595	3 151	8 284	3 815	<b>1 735</b>
2 845	0	10	170	<b>12 595</b>
:	:	:	:	:
1 035	45	21	25	<b>4 270</b>
55	23	29	5	<b>175</b>
290	17	:	15	:
80	-11	134	40	<b>305</b>
55	8	-52	10	<b>250</b>
:	:	:	:	:
6 360	2	7	675	<b>30 330</b>
6 100	0	12	100	<b>23 375</b>
:	:	:	:	:
4 730	28	53	600	<b>15 530</b>

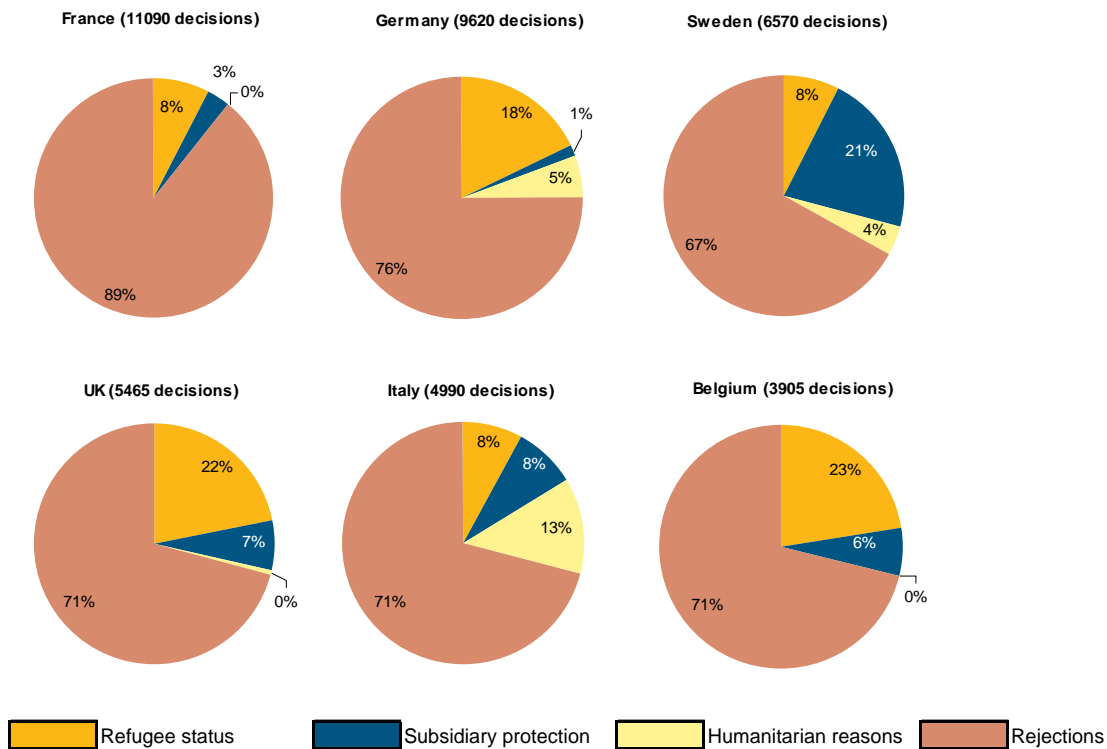
(<sup>1</sup>) Relative to population as of 1<sup>st</sup> of January 2011 (provisional data).

\* 2 or fewer asylum applicants recorded in the reference period.

Source: Eurostat (online data code: [migr\\_asypptzm](#))

## Statistics on first instance decisions on asylum applications during the 2nd quarter of 2011

Figure 6: First instance decisions by outcome, selected Member States, 2nd quarter 2011 <sup>(1)</sup>

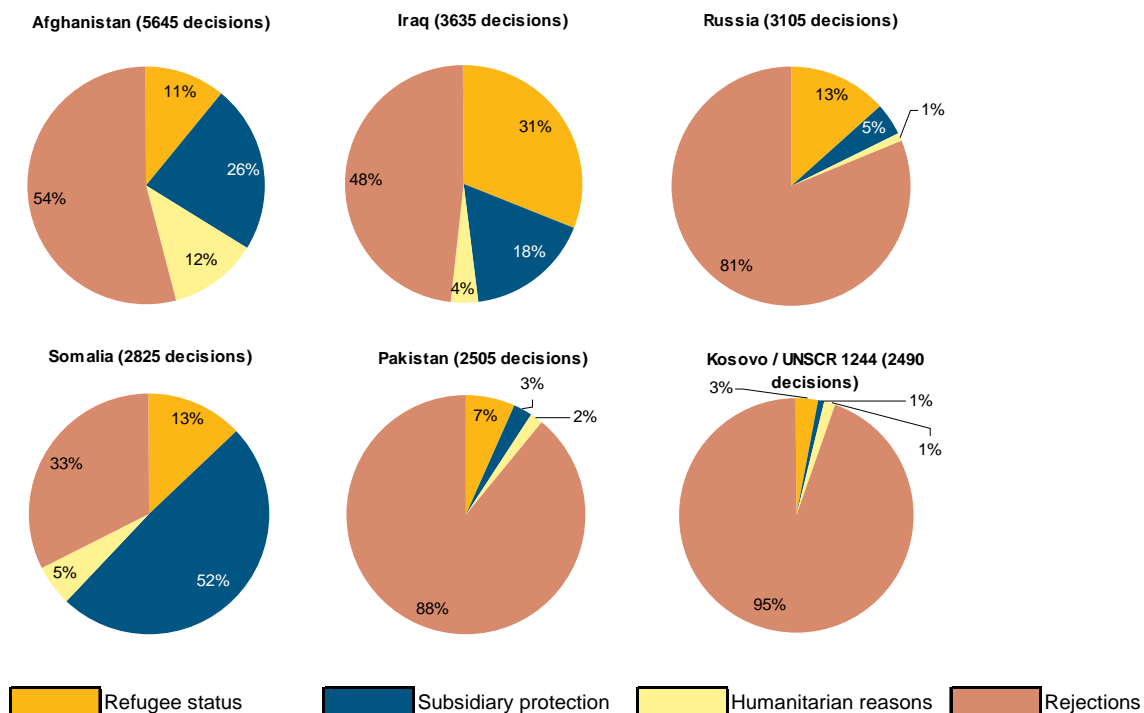


<sup>(1)</sup> Member States selected here are those reporting the highest number of first instance decisions issued during Q2 2011.

UK – United Kingdom

Source: Eurostat (online data code: [migr\\_asydcfstq](#))

Figure 7: First instance decisions in the EU-27 by outcome, selected citizenships <sup>(1)</sup>, 2nd quarter 2011



<sup>(1)</sup> Citizenships selected here are those for which the highest number of first instance decisions was issued during Q2 2011.

Source: Eurostat (online data code: [migr\\_asydcfstq](#))

**Table 8: First instance decisions by citizenship and outcome, selected Member States, 2nd quarter 2011 (rounded figures) <sup>(1)</sup>**

BELGIUM (3 905 decisions)				
Refugee status	Subsidiary protection		Humanitarian reasons	Rejections
Guinea	185	Iraq 150	Not applicable	XK 410
Iraq	110	Afghanistan 80		Russia 305
Afghanistan	80	Somalia 10		Guinea 290
Other	505	Other 5		Other 1 770
FRANCE 11 090 decisions)				
Refugee status	Subsidiary protection		Humanitarian reasons	Rejections
Russia	100	Mali 105	Not applicable	Bangladesh 1 030
Eritrea	95	Guinea 55		XK 935
CD	80	Somalia 40		Sri Lanka 745
Other	595	Other 125		Other 7 185
SWEDEN (6 570 decisions)				
Refugee status	Subsidiary protection		Humanitarian reasons	Rejections
Iraq	135	Somalia 510	Afghanistan 140	Serbia 600
Iran	65	Afghanistan 445	Stateless 25	MK 325
Afghanistan	65	Eritrea 285	Iraq 25	XK 305
Other	230	Other 170	Other 65	Other 3 170
OTHER (15 335 decisions)				
Refugee status	Subsidiary protection		Humanitarian reasons	Rejections
Afghanistan	215	Somalia 710	Somalia 140	Russia 1 050
Iran	200	Afghanistan 535	Afghanistan 110	Pakistan 1 005
Russia	190	Iraq 355	Iraq 70	Afghanistan 1 005
Other	630	Other 790	Other 375	Other 7 965
GERMANY (9 620 decisions)				
Refugee status	Subsidiary protection		Humanitarian reasons	Rejections
Iraq	730	Somalia 50	Afghanistan 375	Afghanistan 1 115
Iran	345	Afghanistan 45	Iraq 30	Serbia 995
Afghanistan	175	Iran 15	CD 20	Iraq 625
Other	485	Other 30	Other 100	Other 4 495
ITALY (4 990 decisions)				
Refugee status	Subsidiary protection		Humanitarian reasons	Rejections
Afghanistan	50	Afghanistan 110	Tunisia 125	Tunisia 1 570
Eritrea	45	Ivory Coast 50	Turkey 75	Nigeria 390
Turkey	30	Somalia 50	Nigeria 45	Pakistan 200
Other	270	Other 205	Other 400	Other 1 375
UNITED KINGDOM (5 465 decisions)				
Refugee status	Subsidiary protection		Humanitarian reasons	Rejections
Iran	205	Afghanistan 65	Gambia 5	Pakistan 595
Eritrea	145	Zimbabwe 45	Somalia 5	Sri Lanka 390
Sudan	145	China 30	Colombia *	Iran 300
Other	705	Other 230	Other 5	Other 2 590
EU-27 (56 980 decisions)				
Refugee status	Subsidiary protection		Humanitarian reasons	Rejections
Iraq	1 130	Somalia 1 385	Afghanistan 670	Afghanistan 3 055
Iran	890	Afghanistan 1 295	Somalia 150	Russia 2 520
Afghanistan	625	Iraq 615	Iraq 140	XK 2 355
Other	4 170	Other 1 995	Other 1 180	Other 34 805

<sup>(1)</sup> Member States selected here are those with the highest number of first instance decisions issued during Q2 2011.

XK – Kosovo / UNSCR 1244; MK – the Former Yugoslav Republic of Macedonia; CD – Congo, the Democratic Republic of the

Source: Eurostat (online data code: [migr\\_asydcfstq](#))

**Table 9: First instance decisions by outcome, 2nd quarter 2011 (rounded figures)**

	Total decisions	Total positive decisions	Refugee status	Subsidiary protection	Humanitarian reasons	Rejected
<b>EU-27</b>	56 980	14 245	6 815	5 285	2 145	42 735
<b>Belgium</b>	3 905	1 125	880	245	-	2 780
<b>Bulgaria</b>	115	55	*	55	-	55
<b>Czech Republic</b>	180	75	20	50	5	105
<b>Denmark</b>	975	335	180	125	30	645
<b>Germany</b>	9 620	2 395	1 730	140	525	7 225
<b>Estonia</b>	10	*	*	*	*	10
<b>Ireland</b>	340	25	15	10	-	315
<b>Greece</b>	2 400	55	20	20	15	2 345
<b>Spain</b>	650	145	85	50	5	505
<b>France</b>	11 090	1 195	870	325	-	9 895
<b>Italy <sup>(1)</sup></b>	4 990	1 455	400	415	645	3 535
<b>Cyprus</b>	1 030	25	25	*	*	1 005
<b>Latvia</b>	20	5	*	5	-	15
<b>Lithuania</b>	25	*	*	*	-	25
<b>Luxembourg</b>	275	10	10	*	-	265
<b>Hungary</b>	200	45	10	35	*	155
<b>Malta</b>	520	450	20	435	20	50
<b>Netherlands</b>	3 895	1 750	205	1 020	525	2 140
<b>Austria</b>	2 930	905	560	345	-	2 025
<b>Poland</b>	860	140	50	45	40	725
<b>Portugal</b>	10	5	*	5	-	5
<b>Romania</b>	190	15	10	5	*	175
<b>Slovenia</b>	70	5	5	*	-	65
<b>Slovakia</b>	75	30	5	15	10	45
<b>Finland</b>	575	220	20	165	35	355
<b>Sweden</b>	6 570	2 165	500	1 410	255	4 400
<b>United Kingdom</b>	5 465	1 590	1 200	365	20	3 875
<b>Iceland</b>	.	.	.	.	.	.
<b>Liechtenstein</b>	15	*	*	-	*	15
<b>Norway</b>	2 300	945	630	200	115	1 360
<b>Switzerland</b>	3 960	1 525	790	215	525	2 435

<sup>(1)</sup> See country information notes.

- represents data are not applicable

\* represents 2 or fewer first instance decisions recorded in the reference period

: represents data are not available in the reference period

Source: Eurostat (online data code: [migr\\_asydcfstq](#))

**Table 10: First instance decisions by destination country and outcome, selected citizenships of asylum applicants, 2nd quarter 2011 (rounded figures) <sup>(1)</sup>**

AFGHANISTAN - (AF)				
Refugee status	Subsidiary protection	Humanitarian reasons	Rejections	
Germany	175	Sweden 445	Sweden 140	Germany 1 115
Austria	155	Austria 205	Netherlands 100	Denmark 315
Belgium	80	Netherlands 160	Italy 40	UK 300
Other	215	Other 485	Other 95	Other 1 330
RUSSIA - (RU)				
Refugee status	Subsidiary protection	Humanitarian reasons	Rejections	
Austria	145	Austria 40	Germany 10	France 675
France	100	Poland 40	Italy *	Poland 495
Belgium	60	Finland 30	Finland *	Austria 365
Other	100	Other 40	Other *	Other 990
PAKISTAN - PK				
Refugee status	Subsidiary protection	Humanitarian reasons	Rejections	
UK	90	Italy 45	Germany 5	Greece 740
Germany	30	Ireland *	Netherlands *	UK 595
Italy	20	Netherlands *	Malta *	Italy 200
Other	20	Other 20	Other 30	Other 705
OTHER				
Refugee status	Subsidiary protection	Humanitarian reasons	Rejections	
UK	1 000	Sweden 380	Italy 525	France 7 965
France	695	Netherlands 355	Netherlands 225	Germany 4 420
Germany	650	France 260	Germany 100	Italy 3 150
Other	1 705	Other 770	Other 1 280	Other 14 355

IRAQ - (IQ)				
Refugee status	Subsidiary protection	Humanitarian reasons	Rejections	
Germany	730	Netherlands 210	Germany 30	Germany 625
Sweden	135	Belgium 150	Sweden 25	Netherlands 305
Belgium	110	Sweden 65	Italy 15	Sweden 265
Other	155	Other 190	Other *	Other 560
SOMALIA - SO				
Refugee status	Subsidiary protection	Humanitarian reasons	Rejections	
Germany	105	Sweden 510	UK 5	Netherlands 295
UK	65	Malta 325	Sweden 5	Sweden 220
Sweden	55	Netherlands 295	Germany *	Germany 120
Other	140	Other 250	Other 125	Other 290
KOSOVO / UNSCR 1244 - (XK)				
Refugee status	Subsidiary protection	Humanitarian reasons	Rejections	
Belgium	45	Italy 15	Sweden 5	France 935
France	25	France 10	Germany 5	Germany 485
Austria	*	Austria *	Denmark 5	Belgium 410
Other	*	Other *	Other *	Other 525
NON-EU				
Refugee status	Subsidiary protection	Humanitarian reasons	Rejections	
Germany	1 730	Sweden 1 410	Italy 645	France 9 895
UK	1 200	Netherlands 1 020	Germany 525	Germany 7 225
Belgium	880	Malta 435	Netherlands 525	Sweden 4 400
Other	3 005	Other 2 425	Other 435	Other 21 215

<sup>(1)</sup> Citizenships selected here are those with the highest number of first instance decisions issued during Q2 2011.

\* represents 2 or fewer first instance decisions recorded in the reference period.

UK – the United Kingdom

Source: Eurostat (online data code: [migr\\_asydcfstg](#))

**Table 11: First instance decisions by outcome, 30 main citizenships of asylum applicants in the EU-27, 2nd quarter 2011 (rounded figures) <sup>(1)</sup>**

	Total decisions	Total positive decisions	Refugee status	Subsidiary protection	Humanitarian reasons	Rejected
<b>Non-EU</b>	<b>56 980</b>	<b>14 245</b>	<b>6 815</b>	<b>5 285</b>	<b>2 145</b>	<b>42 735</b>
<b>Afghanistan - (AF)</b>	<b>5 645</b>	<b>2 590</b>	<b>625</b>	<b>1 295</b>	<b>670</b>	<b>3 055</b>
<b>Iraq - (IQ)</b>	<b>3 635</b>	<b>1 885</b>	<b>1 130</b>	<b>615</b>	<b>140</b>	<b>1 755</b>
<b>Russia - (RU)</b>	<b>3 105</b>	<b>585</b>	<b>410</b>	<b>145</b>	<b>30</b>	<b>2 520</b>
<b>Somalia - (SO)</b>	<b>2 825</b>	<b>1 900</b>	<b>365</b>	<b>1 385</b>	<b>150</b>	<b>920</b>
<b>Pakistan - (PK)</b>	<b>2 505</b>	<b>270</b>	<b>165</b>	<b>65</b>	<b>40</b>	<b>2 235</b>
<b>Kosovo - (XK)</b>	<b>2 490</b>	<b>135</b>	<b>75</b>	<b>25</b>	<b>35</b>	<b>2 355</b>
<b>Iran - (IR)</b>	<b>2 340</b>	<b>1 040</b>	<b>890</b>	<b>95</b>	<b>50</b>	<b>1 305</b>
<b>Serbia - (RS)</b>	<b>2 275</b>	<b>75</b>	<b>45</b>	<b>*</b>	<b>30</b>	<b>2 195</b>
<b>Tunisia - (TN)</b>	<b>2 000</b>	<b>135</b>	<b>5</b>	<b>5</b>	<b>125</b>	<b>1 865</b>
<b>Bangladesh - (BD)</b>	<b>1 740</b>	<b>25</b>	<b>15</b>	<b>10</b>	<b>5</b>	<b>1 715</b>
<b>Sri Lanka - (LK)</b>	<b>1 720</b>	<b>280</b>	<b>225</b>	<b>25</b>	<b>30</b>	<b>1 440</b>
<b>Nigeria - (NG)</b>	<b>1 615</b>	<b>150</b>	<b>30</b>	<b>45</b>	<b>75</b>	<b>1 465</b>
<b>MK - (MK)</b>	<b>1 430</b>	<b>5</b>	<b>*</b>	<b>*</b>	<b>*</b>	<b>1 430</b>
<b>Turkey - (TR)</b>	<b>1 395</b>	<b>240</b>	<b>130</b>	<b>25</b>	<b>85</b>	<b>1 155</b>
<b>China - (CN)</b>	<b>1 295</b>	<b>240</b>	<b>160</b>	<b>75</b>	<b>5</b>	<b>1 055</b>
<b>Eritrea - (ER)</b>	<b>1 275</b>	<b>935</b>	<b>410</b>	<b>515</b>	<b>10</b>	<b>335</b>
<b>Guinea - (GN)</b>	<b>1 220</b>	<b>370</b>	<b>260</b>	<b>75</b>	<b>35</b>	<b>850</b>
<b>Armenia - (AM)</b>	<b>1 105</b>	<b>50</b>	<b>15</b>	<b>20</b>	<b>20</b>	<b>1 055</b>
<b>Georgia - (GE)</b>	<b>1 045</b>	<b>25</b>	<b>15</b>	<b>5</b>	<b>5</b>	<b>1 020</b>
<b>CD - (CD)</b>	<b>950</b>	<b>175</b>	<b>120</b>	<b>15</b>	<b>40</b>	<b>775</b>
<b>Algeria - (DZ)</b>	<b>810</b>	<b>35</b>	<b>20</b>	<b>10</b>	<b>5</b>	<b>775</b>
<b>Syria - (SY)</b>	<b>665</b>	<b>230</b>	<b>190</b>	<b>30</b>	<b>10</b>	<b>435</b>
<b>India - (IN)</b>	<b>645</b>	<b>10</b>	<b>*</b>	<b>5</b>	<b>5</b>	<b>635</b>
<b>Ivory Coast - (CI)</b>	<b>570</b>	<b>170</b>	<b>40</b>	<b>85</b>	<b>40</b>	<b>400</b>
<b>Sudan - (SD)</b>	<b>560</b>	<b>245</b>	<b>215</b>	<b>25</b>	<b>10</b>	<b>310</b>
<b>Haiti - (HT)</b>	<b>505</b>	<b>30</b>	<b>20</b>	<b>10</b>	<b>*</b>	<b>475</b>
<b>Libya - (LY)</b>	<b>470</b>	<b>110</b>	<b>75</b>	<b>20</b>	<b>15</b>	<b>360</b>
<b>Stateless</b>	<b>460</b>	<b>195</b>	<b>100</b>	<b>65</b>	<b>35</b>	<b>265</b>
<b>Mauritania - (MR)</b>	<b>435</b>	<b>30</b>	<b>20</b>	<b>10</b>	<b>*</b>	<b>400</b>
<b>Albania - (AL)</b>	<b>405</b>	<b>50</b>	<b>20</b>	<b>15</b>	<b>10</b>	<b>355</b>
<b>Other</b>	<b>9 840</b>	<b>2 025</b>	<b>1 025</b>	<b>575</b>	<b>425</b>	<b>7 815</b>

<sup>(1)</sup> Citizenships selected here are those with the highest number of first instance decisions issued during Q2 2011.

Kosovo – Kosovo / UNSCR 1244; MK – the former Yugoslav Republic of Macedonia; CD – Congo, the Democratic Republic of the;

\* represents 2 or fewer first instance decisions recorded in the reference period.

Source: Eurostat (online data code: [migr\\_asydcfstg](#))

## METHODOLOGICAL NOTES

### DATA SOURCES

The data used for this publication are provided to Eurostat by the Ministries of Interior, Justice or immigration agencies of the Member States. Data are based entirely on relevant administrative sources. Apart from statistics on new asylum applicants, these data are supplied by Member States according to the provisions of Article 4 of the [Regulation \(EC\) 862/2007](#) of 11 July 2007 on Community statistics on migration and international protection.

All data presented in this publication are rounded to the nearest 5.

All data presented in this publication are provisional (except as otherwise stated) and may be a subject to change.

### DEFINITIONS AND COVERAGE

'**Asylum applicant**' means a person having submitted an application for international protection or having been included in such application as a family member during the reference period. 'Application for international protection' means an application for international protection as defined in Art.2(g) of [Council Directive 2004/83/EC](#), i.e. including requests for refugee status or for subsidiary protection status, irrespective of whether the application was lodged on arrival at border, or from inside the country, and irrespective of whether the person entered the territory legally (e.g. as a tourist) or illegally. In deciding when to regard an asylum application as having been lodged, the principles expressed in Article 4(1) of Council Regulation 2003/343/EC should be applied, i.e. 'An application for asylum shall be deemed to have been lodged once a form submitted by the applicant for asylum or a report prepared by the authorities has reached the competent authorities of the Member State concerned. Where an application is not made in writing, the time elapsing between the statement of intention and the preparation of a report should be as short as possible'. Applications submitted by persons who are subsequently found to be a subject of a Dublin procedure ([Council Regulation \(EC\) No 343/2003](#)) are included in the number of asylum applications. Within the same reference period every person being a subject of asylum application is counted only once, therefore repeat applications are not recorded if the first application has been lodged in the same reference period. However, such a repeat application will be recorded if lodged in a different reference month. It means that the aggregation of the monthly figures may overestimate the number of persons applying for international protection within the aggregated period (quarter or year).

In some Member States (e.g. **IT, MT and DK**) due to restrictions of the asylum procedure (e.g. time limits for lodging repeat application) repeat applications may be very rare. Therefore the number of new asylum applicants may equal or almost equal the number of asylum applicants.

The number of asylum applicants and the number of first instance decisions during the same reference period differs. This is due to the time lag between the date of asylum application and the date of the decision on asylum application. The duration of this time lag may vary considerably depending on the national asylum procedure and the administrative workload. Asylum application lodged in one reference period may therefore result in a decision in a later period, while some asylum decisions reported for that period may relate to the applications lodged in previous reference periods.

'**New asylum applicant**' means a person having submitted an application for international protection for the first time. Applications submitted by persons who are subsequently found to be a subject of a Dublin procedure are included in the statistics on new asylum applicants if such persons are also a subject of first asylum application. All Member States are requested to supply these data but their provision is voluntary. As persons are counted once only, statistics on new asylum applicants may be used for preparation of annual aggregates.

Person being a subject of '**a pending application**' means a person who is the subject of application for international protection under consideration by the responsible national authority at the end of the reference period. It includes the number of persons with pending applications at all instances of the administrative and/or judicial procedure.



**'Rejected applicant'** means a person covered by a first instance decision rejecting an application for international protection, including decisions considering applications as inadmissible or as unfounded and decisions under priority and accelerated procedures, taken by administrative or judicial bodies during the reference period.

**'Person granted refugee status at first instance'** means a person covered by a first instance decision granting refugee status, taken by administrative or judicial bodies during the reference period. Refugee status means status as defined in Art.2 (d) of Directive 2004/83/EC within the meaning of Art.1 of the Geneva Convention relating to the Status of Refugees of 28 July 1951, as amended by the New York Protocol of 31 January 1967. According to the Art.2(c) of that Directive refugee means a third country national who, owing to a well-founded fear of being persecuted for reasons of race, religion, nationality, political opinion or membership of a particular social group, is outside the country of nationality and is unable or, owing to such fear, is unwilling to avail himself or herself of the protection of that country, or a stateless person, who, being outside of the country of former habitual residence for the same reasons as mentioned above, is unable or, owing to such fear, unwilling to return to it.

**'Person granted subsidiary protection status at first instance'** means a person covered by a first instance decision granting subsidiary protection status, taken by administrative or judicial bodies during the reference period. Subsidiary protection status means status as defined in Art.2 (f) of Directive 2004/83/EC. According to the Art.2(e) of that Directive a person eligible for subsidiary protection means a third country national or a stateless person who does not qualify as a refugee but in respect of whom substantial grounds have been shown for believing that the person concerned, if returned to his or her country of origin, or in the case of a stateless person, to his or her country of former habitual residence, would face a real risk of suffering serious harm and is unable, or, owing to such risk, unwilling to avail himself or herself of the protection of that country.

**'Person granted authorisation to stay for humanitarian reasons at first instance'** means a person covered by another first instance decision granting authorisation to stay for humanitarian reasons under national law concerning international protection, taken by administrative or judicial bodies during the reference period. It includes persons who are not eligible for international protection as currently defined law but are nonetheless protected against removal under the obligations that are imposed on all Member States by international refugee or human rights instruments or on the basis of principles flowing from such instruments. Examples of such categories include persons who are not removable on ill health grounds and unaccompanied minors.

**'Dublin procedure'** means a procedure according to the Council Regulation (EC) No 343/2003, establishing the criteria and mechanisms for determining the Member State responsible for examining an asylum application lodged in one of the Member States by a third-country national.

#### COUNTRY INFORMATION

The number of rejections at first instance in **Italy** includes a number of recommendations to issue an authorization to stay for humanitarian reasons. These recommendations are issued by the National Asylum Commission to the Police. Such recommendation does not guarantee the grant of an authorization to stay for humanitarian reason, and therefore the number of first instance rejections is overestimated. Indeed, some individuals might be counted twice under the same reference period: first as a person rejected and recommended for an authorisation to stay for humanitarian reasons and subsequently as a person granted an authorisation to stay for humanitarian reasons.

#### ABBREVIATIONS

Belgium (BE), Bulgaria (BG), Czech Republic (CZ), Denmark (DK), Germany (DE), Estonia (EE), Ireland (IE), Greece (EL), Spain (ES), France (FR), Italy (IT), Cyprus (CY), Latvia (LV), Lithuania (LT), Luxembourg (LU), Hungary (HU), Malta (MT), the Netherlands (NL), Austria (AT), Poland (PL), Portugal (PT), Romania (RO), Slovenia (SI), Slovakia (SK), Finland (FI), Sweden (SE), the United Kingdom (UK), Iceland (IS), Lichtenstein (LI), Norway (NO) and Switzerland (CH).

#### EU ASYLUM POLICY

The Directorate-General for Home Affairs (DG HOME) is responsible for developing EU policies on asylum. For more information please see:

[http://ec.europa.eu/dgs/home-affairs/index\\_en.htm](http://ec.europa.eu/dgs/home-affairs/index_en.htm)

## Further information

---

Eurostat Website: <http://ec.europa.eu/eurostat>

Data on 'Population'

<http://epp.eurostat.ec.europa.eu/portal/page/portal/population/data/database>

Further information about 'Population'

<http://epp.eurostat.ec.europa.eu/portal/page/portal/population/introduction>

---

### Journalists can contact the media support service:

Bech Building, Office A4/125, L-2920 Luxembourg

Tel.: (352) 4301 33408

Fax: (352) 4301 35349

E-mail: [eurostat-mediasupport@ec.europa.eu](mailto:eurostat-mediasupport@ec.europa.eu)

---

### European Statistical Data Support:

With the members of the 'European statistical system', Eurostat has set up a network of support centres in nearly every Member State and in some EFTA countries.

Their role is to provide help and guidance to Internet users of European statistics.

Contact details for this support network can be found on the Eurostat website at:

<http://ec.europa.eu/eurostat/>.

---

All Eurostat publications can be ordered via the 'EU Bookshop':

<http://bookshop.europa.eu/>.

---

Manuscript completed on: 02.02.2012

Data extracted on: 10.12.2011

ISSN 1977-0316

Catalogue number: KS-SF-12-011-EN-N

© European Union, 2012