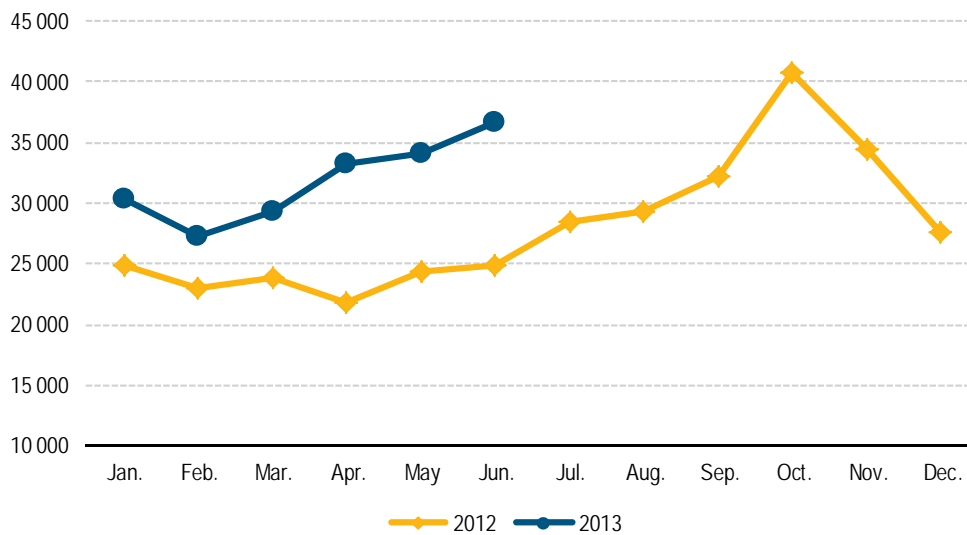


## Asylum applicants and first instance decisions on asylum applications: second quarter 2013

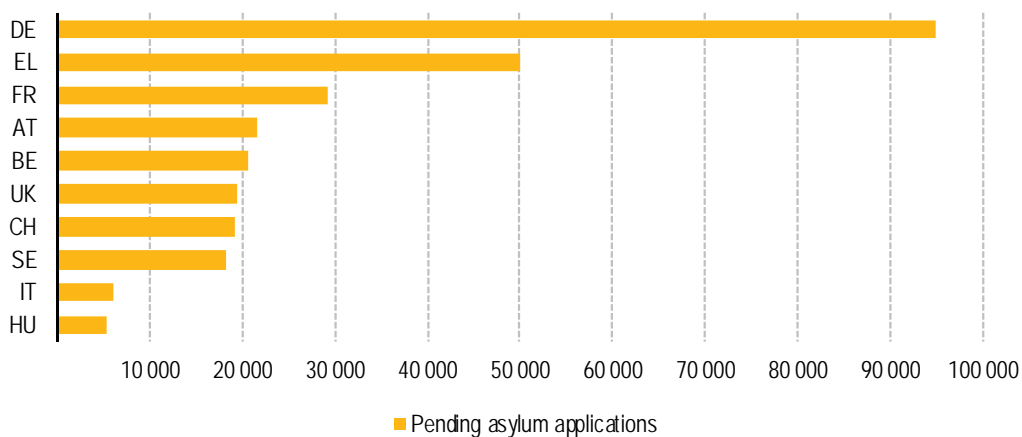
More than 100 000 asylum applicants in the EU-27 in Q2 2013, an increase of around 50 per cent compared to Q2 2012

Figure 1: Asylum applicants, EU-27, January 2012 – June 2013



Source: Eurostat (online data code: [migr\\_asyappctzm](#))

Figure 2: Pending asylum applications on 31<sup>st</sup> of June 2013 (1)

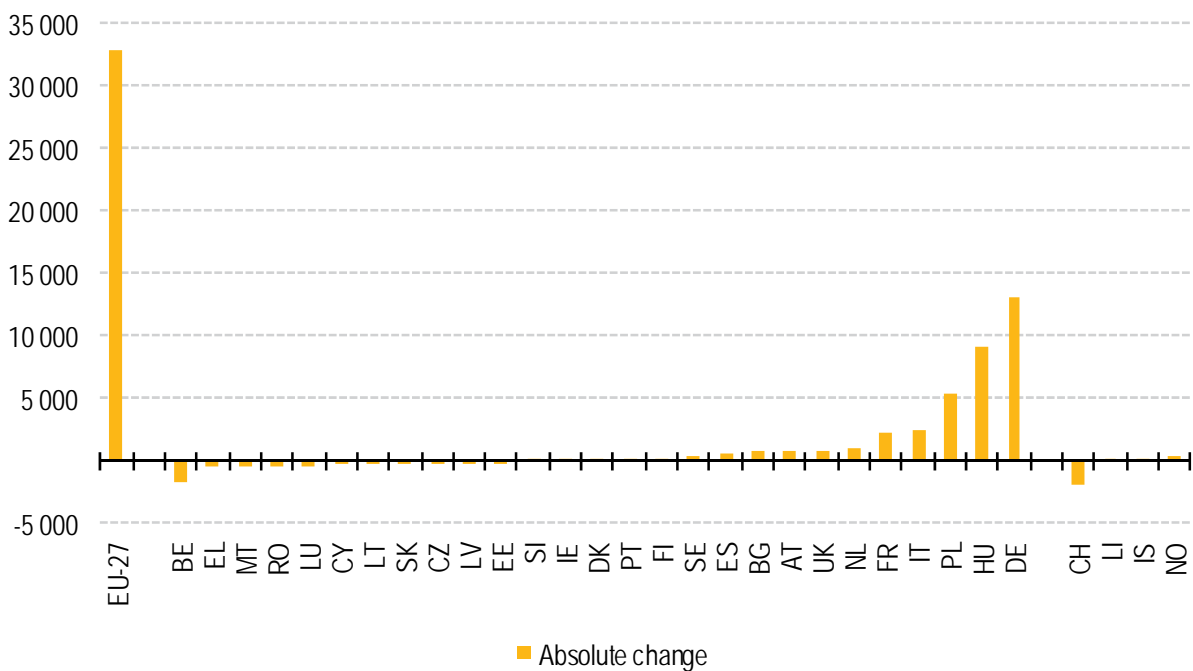


(1) Countries selected here are those with the highest number of pending applications

Source: Eurostat (online data code: [migr\\_asyencntzm](#))

With 13 000 more, the number of asylum applicants in Germany has doubled in Q2 2013 compared to the same quarter of last year

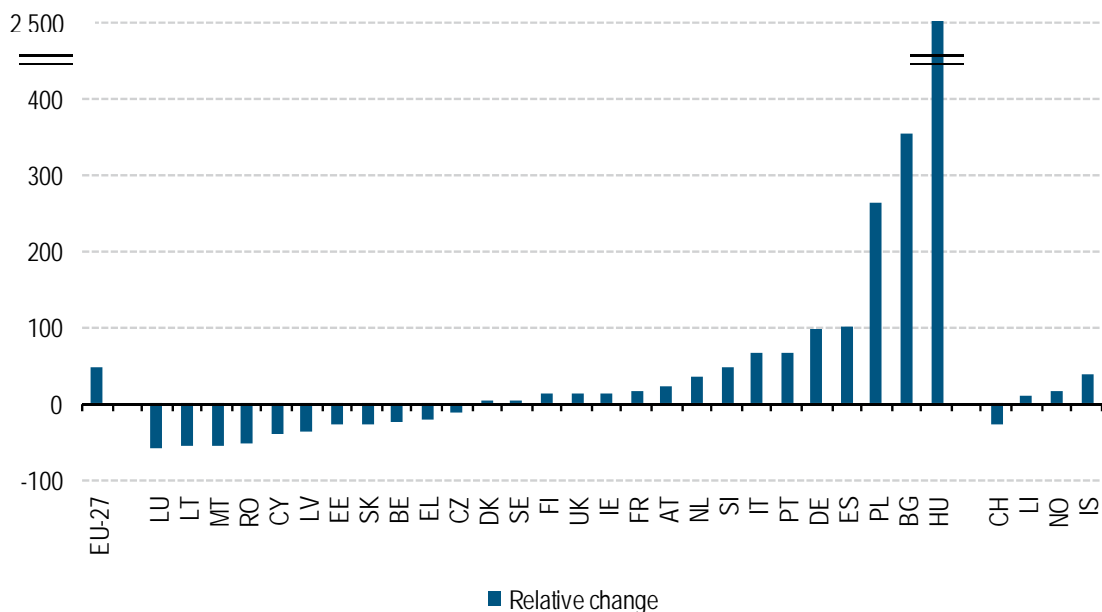
Figure 3: Asylum applicants, absolute change between Q2 2012 and Q2 2013



Source: Eurostat (online data code: [migr\\_asyappctzm](#))

Hungary has seen a huge increase in asylum applicants in Q2 2013, 25 times more compared to Q2 2012, followed by Bulgaria and Poland with 4 and 3 times more

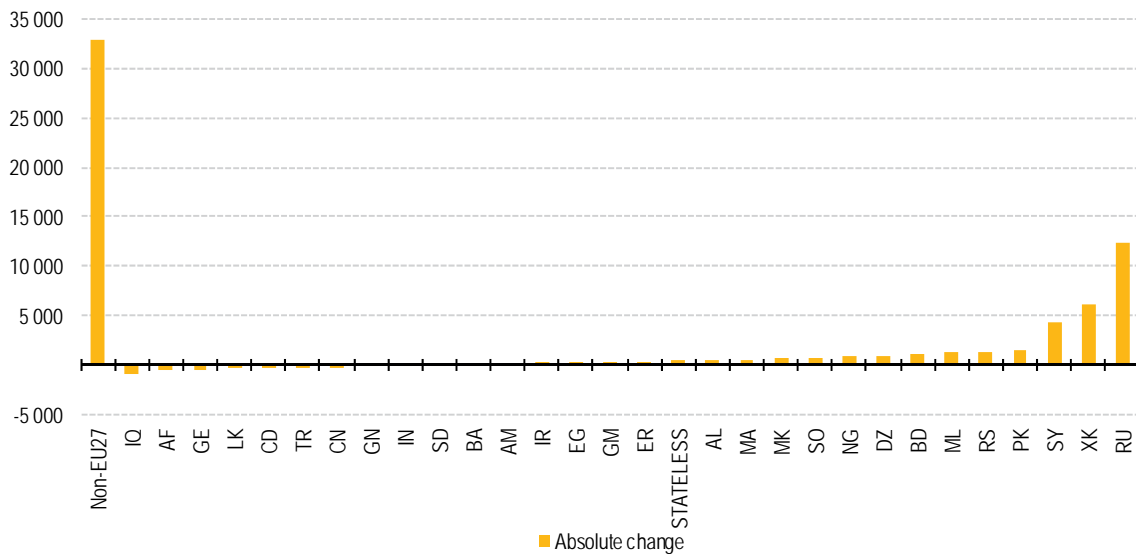
Figure 4: Asylum applicants, relative change between Q2 2012 and Q2 2013, %



Source: Eurostat (online data code: [migr\\_asyappctzm](#))

Russians and Kosovars account for almost half of the overall increase of asylum applicants in the EU-27 in Q2 2013, around 12 000 and 6 000 more respectively

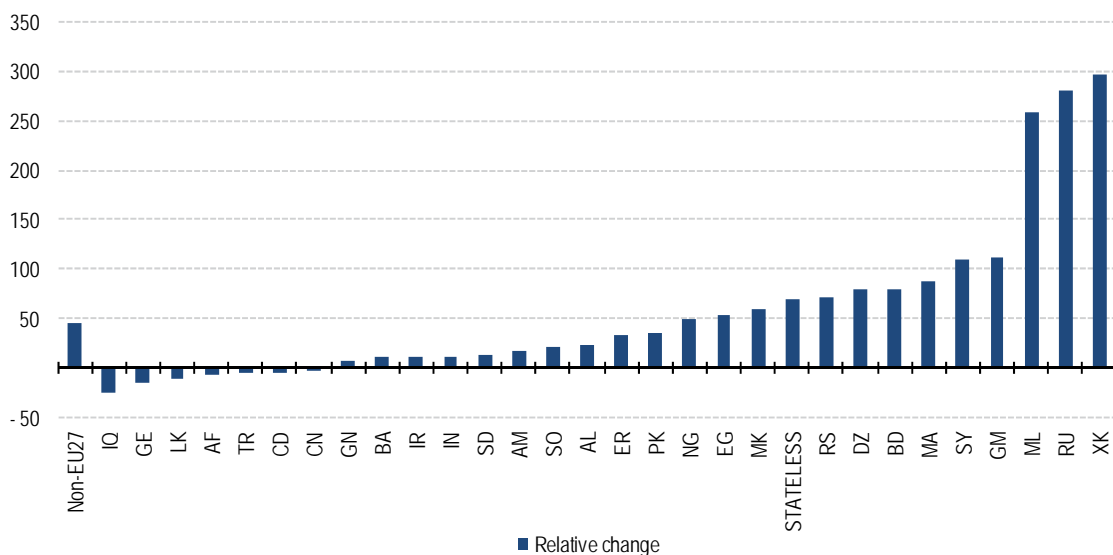
Figure 5: Asylum applicants by citizenship, EU-27, absolute change between Q2 2012 and Q2 2013



Source: Eurostat (online data code: [migr\\_asyappctzm](#))

Nearly 4 times more asylum seekers from Kosovo, Russia and Mali in the EU-27 in Q2 2013 compared to Q2 2012

Figure 6: Asylum applicants by citizenship, EU-27, relative change between Q2 2012 and Q2 2013, %



Source: Eurostat (online data code: [migr\\_asyappctzm](#))

**Table 1: Asylum applicants (including new asylum applicants), Q2 2012 – Q2 2013**

|                            | Q2 2012 |        | Q3 2012 |        |        | Q4 2012 |        |        | Q1 2013 |        |        | Q2 2013 |        |        | Last 12 months |
|----------------------------|---------|--------|---------|--------|--------|---------|--------|--------|---------|--------|--------|---------|--------|--------|----------------|
|                            | Apr.    | May    | Jun.    | Jul.   | Aug.   | Sep.    | Oct.   | Nov.   | Dec.    | Jan.   | Feb.   | Mar.    | Apr.   | May    |                |
| <b>EU-28<sup>(1)</sup></b> | 21 800  | 24 440 | 24 815  | 28 385 | 29 295 | 32 225  | 40 730 | 34 495 | 27 555  | 30 290 | 27 230 | 29 280  | 33 260 | 34 140 | 36 690         |
| <b>EU-27</b>               | 21 800  | 24 440 | 24 815  | 28 385 | 29 295 | 32 225  | 40 730 | 34 495 | 27 555  | 30 125 | 27 085 | 29 110  | 33 155 | 34 045 | 36 650         |
| <b>Belgium</b>             | 2 130   | 2 330  | 2 330   | 2 505  | 2 225  | 2 380   | 2 715  | 2 210  | 2 055   | 2 230  | 1 815  | 1 835   | 1 730  | 1 675  | 1 630          |
| <b>Bulgaria</b>            | 45      | 85     | 85      | 80     | 120    | 120     | 195    | 205    | 260     | 250    | 230    | 425     | 265    | 280    | 430            |
| <b>Czech Republic</b>      | 40      | 65     | 65      | 45     | 80     | 60      | 85     | 55     | 60      | 70     | 50     | 65      | 45     | 60     | 45             |
| <b>Denmark</b>             | 440     | 415    | 615     | 560    | 490    | 515     | 610    | 640    | 595     | 745    | 550    | 575     | 535    | 475    | 500            |
| <b>Germany</b>             | 4 095   | 4 390  | 4 935   | 5 635  | 6 830  | 8 745   | 12 470 | 10 165 | 5 575   | 8 175  | 6 620  | 6 270   | 8 545  | 8 355  | 9 495          |
| <b>Estonia</b>             | 5       | 25     | 10      | *      | 5      | *       | 5      | *      | 5       | 10     | 10     | 5       | 10     | 15     | *              |
| <b>Ireland</b>             | 70      | 75     | 70      | 90     | 85     | 70      | 105    | 70     | 75      | 80     | 85     | 65      | 90     | 80     | 75             |
| <b>Greece</b>              | 885     | 720    | 805     | 590    | 750    | 745     | 1 255  | 1 030  | 850     | 755    | 705    | 610     | 745    | 595    | 535            |
| <b>Spain</b>               | 150     | 210    | 290     | 190    | 205    | 200     | 240    | 255    | 170     | 280    | 445    | 435     | 405    | 445    | 450            |
| <b>France</b>              | 4 560   | 4 430  | 4 935   | 5 435  | 4 965  | 4 635   | 6 285  | 5 185  | 5 790   | 4 910  | 5 410  | 5 650   | 5 820  | 4 955  | 5 470          |
| <b>Croatia</b>             | :       | :      | :       | :      | :      | :       | :      | :      | :       | 165    | 145    | 170     | 105    | 95     | 40             |
| <b>Italy</b>               | 1 055   | 1 515  | 1 030   | 1 550  | 1 545  | 1 435   | 2 180  | 2 005  | 1 285   | 1 720  | 1 255  | 1 935   | 1 845  | 1 830  | 2 325          |
| <b>Cyprus</b>              | 130     | 150    | 120     | 155    | 150    | 165     | 155    | 140    | 90      | 100    | 140    | 80      | 75     | 95     | 70             |
| <b>Latvia</b>              | 15      | 25     | 20      | 5      | 10     | 20      | 15     | 15     | 15      | 5      | 5      | 15      | 20     | 15     | 10             |
| <b>Lithuania</b>           | 70      | 60     | 55      | 75     | 45     | 55      | 40     | 60     | 75      | 40     | 35     | 25      | 20     | 30     | 30             |
| <b>Luxembourg</b>          | 195     | 265    | 180     | 235    | 135    | 125     | 165    | 120    | 70      | 80     | 70     | 75      | 90     | 80     | 90             |
| <b>Hungary</b>             | 95      | 135    | 130     | 200    | 180    | 160     | 320    | 260    | 220     | 300    | 670    | 1 350   | 1 965  | 3 335  | 4 115          |
| <b>Malta</b>               | 15      | 400    | 400     | 175    | 180    | 345     | 40     | 335    | 60      | 25     | 20     | 75      | 165    | 125    | 55             |
| <b>Netherlands</b>         | 925     | 875    | 920     | 970    | 1 010  | 1 035   | 1 360  | 1 155  | 1 115   | 1 655  | 1 235  | 1 255   | 1 290  | 1 140  | 1 260          |
| <b>Austria</b>             | 1 240   | 1 350  | 1 235   | 1 650  | 1 755  | 1 775   | 2 120  | 1 530  | 1 245   | 1 210  | 1 185  | 1 195   | 1 405  | 1 445  | 1 800          |
| <b>Poland</b>              | 715     | 600    | 720     | 905    | 1 040  | 1 365   | 1 365  | 1 110  | 1 120   | 740    | 850    | 1 395   | 2 015  | 3 010  | 2 390          |
| <b>Portugal</b>            | 30      | 30     | 20      | 30     | 50     | 15      | 10     | 25     | 20      | 25     | 25     | 25      | 70     | 25     | 35             |
| <b>Romania</b>             | 235     | 265    | 275     | 240    | 240    | 260     | 160    | 95     | 60      | 120    | 95     | 120     | 130    | 135    | 105            |
| <b>Slovenia</b>            | 10      | 15     | 30      | 35     | 25     | 30      | 35     | 30     | 50      | 55     | 20     | 30      | 25     | 35     | 20             |
| <b>Slovakia</b>            | 35      | 60     | 90      | 115    | 70     | 75      | 80     | 65     | 50      | 30     | 35     | 30      | 35     | 55     | 50             |
| <b>Finland</b>             | 175     | 220    | 255     | 275    | 325    | 345     | 310    | 335    | 235     | 265    | 235    | 245     | 250    | 235    | 240            |
| <b>Sweden</b>              | 2 450   | 3 245  | 3 095   | 4 110  | 4 355  | 4 910   | 5 490  | 4 560  | 4 090   | 3 800  | 2 960  | 2 965   | 3 055  | 3 080  | 2 975          |
| <b>United Kingdom</b>      | 1 985   | 2 485  | 2 105   | 2 525  | 2 425  | 2 650   | 2 920  | 2 845  | 2 330   | 2 455  | 2 330  | 2 370   | 2 505  | 2 440  | 2 455          |
| <b>Iceland</b>             | 15      | 5      | 5       | 25     | 20     | 5       | 10     | 15     | 5       | 30     | 20     | 20      | 15     | 10     | 5              |
| <b>Liechtenstein</b>       | 5       | 5      | 5       | 10     | 5      | 10      | 10     | 10     | 5       | 15     | 5      | *       | 5      | 5      | *              |
| <b>Norway</b>              | 660     | 665    | 815     | 875    | 950    | 925     | 1 000  | 870    | 855     | 990    | 685    | 830     | 810    | 760    | 910            |
| <b>Switzerland</b>         | 2 415   | 2 315  | 2 525   | 2 785  | 2 775  | 2 240   | 2 390  | 2 365  | 1 590   | 2 120  | 1 785  | 1 820   | 2 050  | 1 640  | 1 540          |

(<sup>1</sup>) EU aggregates and other indicators are based on available data

(<sup>2</sup>) Relative to population as of 1st of January 2013, except for EU-28, EU-27, EL, HR, IT and CY as of 1st of January 2012

\* 2 or fewer asylum applicants recorded in the reference period.

: data are not available

Source: Eurostat (online data code: [migr.asyappozm](http://migr.asyappozm))

**Sweden, Hungary and Malta the countries with the highest number of asylum applicants per million inhabitants in Q2 2013**

|                            | Q2 2013 | Change in %                 |                             | Applicants per million inhabitants ( <sup>2</sup> ) Q2 2013 | Last 12 months |
|----------------------------|---------|-----------------------------|-----------------------------|---|----------------|
|                            |         | between Q1 2013 and Q2 2013 | between Q2 2012 and Q2 2013 |   |                |
| <b>EU-28<sup>(1)</sup></b> | 104 090 | 20                          | :                           | 205   | 383 575        |
| <b>EU-27</b>               | 103 850 | 20                          | 46                          | 205   | 382 860        |
| <b>Belgium</b>             | 5 035   | - 14                        | - 26                        | 450   | 25 000         |
| <b>Bulgaria</b>            | 980     | 9                           | 353                         | 135   | 2 850          |
| <b>Czech Republic</b>      | 150     | - 19                        | - 13                        | 15  | 715            |
| <b>Denmark</b>             | 1 510   | - 19                        | 3                           | 270   | 6 795          |
| <b>Germany</b>             | 26 400  | 25                          | 97                          | 320   | 96 890         |
| <b>Estonia</b>             | 30      | 25                          | - 29                        | 25  | 75             |
| <b>Ireland</b>             | 245     | 8                           | 14                          | 55  | 970            |
| <b>Greece</b>              | 1 875   | - 9                         | - 22                        | 165   | 9 160          |
| <b>Spain</b>               | 1 300   | 12                          | 99                          | 30  | 3 735          |
| <b>France</b>              | 16 245  | 2                           | 17                          | 250   | 64 500         |
| <b>Croatia</b>             | 235     | - 51                        | :                           | 55  | 715            |
| <b>Italy</b>               | 5 995   | 22                          | 66                          | 100   | 20 905         |
| <b>Cyprus</b>              | 240     | - 25                        | - 41                        | 275   | 1 410          |
| <b>Latvia</b>              | 40      | 44                          | - 36                        | 20  | 145            |
| <b>Lithuania</b>           | 80      | - 21                        | - 57                        | 25  | 530            |
| <b>Luxembourg</b>          | 260     | 15                          | - 60                        | 480   | 1 335          |
| <b>Hungary</b>             | 9 420   | 306                         | 2 494                       | 950   | 13 075         |
| <b>Malta</b>               | 350     | 192                         | - 57                        | 825   | 1 600          |
| <b>Netherlands</b>         | 3 690   | - 11                        | 36                          | 220   | 14 480         |
| <b>Austria</b>             | 4 650   | 29                          | 22                          | 550   | 18 310         |
| <b>Poland</b>              | 7 415   | 148                         | 265                         | 190   | 17 305         |
| <b>Portugal</b>            | 130     | 83                          | 67                          | 10  | 350            |
| <b>Romania</b>             | 370     | 11                          | - 52                        | 15  | 1 760          |
| <b>Slovenia</b>            | 80      | - 25                        | 47                          | 40  | 380            |
| <b>Slovakia</b>            | 140     | 47                          | - 27                        | 25  | 685            |
| <b>Finland</b>             | 725     | - 2                         | 12                          | 135   | 3 300          |
| <b>Sweden</b>              | 9 110   | - 6                         | 4                           | 955   | 46 340         |
| <b>United Kingdom</b>      | 7 400   | 3                           | 13                          | 115   | 30 255         |
| <b>Iceland</b>             | 30      | - 56                        | 39                          | 100   | 185            |
| <b>Liechtenstein</b>       | 15      | - 32                        | 16                          | 355   | 80             |
| <b>Norway</b>              | 2 480   | - 1                         | - 28                        | 490   | 10 460         |
| <b>Switzerland</b>         | 5 235   | - 9                         | 8                           | 650   | 25 095         |

**Table 2: Asylum applicants in the EU-27 (\*) by citizenship (including new asylum applicants), Q2 2012 – Q2 2013 (¹)**

|                    | Q2 2012       |               |               |               |               | Q3 2012       |               |               |               |               | Q4 2012       |               |               |               |                             | Q1 2013                     |           |           |                |  | Q2 2013 |  |  |  |  | Q2 2013 | Change in % |  | Last 12 months |
|--------------------|---------------|---------------|---------------|---------------|---------------|---------------|---------------|---------------|---------------|---------------|---------------|---------------|---------------|---------------|-----------------------------|-----------------------------|-----------|-----------|----------------|--|---------|--|--|--|--|---------|-------------|--|----------------|
|                    | Q2 2012       |               | Q3 2012       |               |               | Q4 2012       |               |               | Q1 2013       |               |               | Q2 2013       |               |               | between Q1 2013 and Q2 2013 | between Q2 2012 and Q2 2013 |           |           |                |  |         |  |  |  |  |         |             |  |                |
|                    | Apr.          | May           | Jun.          | Jul.          | Aug.          | Sep.          | Oct.          | Nov.          | Dec.          | Jan.          | Feb.          | Mar.          | Apr.          | May           |                             |                             | Jun.      |           |                |  |         |  |  |  |  |         |             |  |                |
| <b>Non-EU</b>      | <b>21 800</b> | <b>24 440</b> | <b>24 815</b> | <b>28 385</b> | <b>29 295</b> | <b>32 225</b> | <b>40 730</b> | <b>34 495</b> | <b>27 555</b> | <b>30 125</b> | <b>27 085</b> | <b>29 110</b> | <b>33 155</b> | <b>34 045</b> | <b>36 650</b>               | <b>103 850</b>              | <b>20</b> | <b>46</b> | <b>382 860</b> |  |         |  |  |  |  |         |             |  |                |
| Russia - (RU)      | 1 510         | 1 320         | 1 595         | 2 120         | 2 180         | 2 190         | 2 770         | 2 745         | 2 785         | 2 850         | 2 615         | 3 170         | 4 905         | 6 375         | 5 585                       | 16 845                      | 100       | 280       | 40 070         |  |         |  |  |  |  |         |             |  |                |
| Syria - (SY)       | 1 135         | 1 375         | 1 460         | 2 110         | 2 780         | 3 085         | 3 380         | 3 300         | 2 700         | 3 360         | 2 560         | 2 820         | 2 665         | 2 695         | 2 955                       | 8 310                       | -3        | 109       | 34 205         |  |         |  |  |  |  |         |             |  |                |
| Kosovo - (XK)      | 515           | 735           | 800           | 820           | 755           | 935           | 1 400         | 1 185         | 1 085         | 1 085         | 1 130         | 1 160         | 1 825         | 2 710         | 3 600                       | 8 140                       | 141       | 297       | 17 705         |  |         |  |  |  |  |         |             |  |                |
| Afghanistan - (AF) | 2 010         | 2 235         | 2 285         | 2 535         | 2 490         | 2 300         | 2 900         | 2 440         | 2 070         | 2 175         | 1 840         | 1 875         | 1 920         | 2 070         | 2 085                       | 6 075                       | 3         | -7        | 26 695         |  |         |  |  |  |  |         |             |  |                |
| Pakistan - (PK)    | 1 420         | 1 480         | 1 520         | 1 700         | 1 825         | 1 875         | 2 115         | 2 110         | 1 550         | 1 480         | 1 335         | 1 510         | 1 985         | 1 885         | 2 095                       | 5 965                       | 38        | 35        | 21 465         |  |         |  |  |  |  |         |             |  |                |
| Somalia - (SO)     | 900           | 1 280         | 1 350         | 1 245         | 1 215         | 1 180         | 1 330         | 1 485         | 1 260         | 1 375         | 890           | 1 170         | 1 405         | 1 240         | 1 640                       | 4 285                       | 25        | 22        | 15 435         |  |         |  |  |  |  |         |             |  |                |
| Serbia - (RS)      | 640           | 580           | 720           | 980           | 1 470         | 3 025         | 4 775         | 2 345         | 1 060         | 1 205         | 1 145         | 985           | 1 140         | 970           | 1 220                       | 3 330                       | 0         | 72        | 20 315         |  |         |  |  |  |  |         |             |  |                |
| Iran - (IR)        | 1 070         | 965           | 925           | 1 085         | 1 215         | 1 250         | 1 585         | 1 500         | 1 090         | 1 385         | 950           | 930           | 1 255         | 1 045         | 965                         | 3 265                       | 0         | 11        | 14 240         |  |         |  |  |  |  |         |             |  |                |
| Bangladesh - (BD)  | 550           | 520           | 415           | 415           | 450           | 430           | 595           | 590           | 540           | 560           | 550           | 550           | 820           | 850           | 985                         | 2 655                       | 60        | 79        | 7 330          |  |         |  |  |  |  |         |             |  |                |
| Albania - (AL)     | 445           | 1 030         | 625           | 795           | 565           | 675           | 865           | 890           | 740           | 660           | 735           | 835           | 905           | 900           | 765                         | 2 570                       | 15        | 23        | 9 335          |  |         |  |  |  |  |         |             |  |                |
| Nigeria - (NG)     | 535           | 610           | 550           | 590           | 700           | 635           | 845           | 720           | 610           | 735           | 705           | 880           | 860           | 785           | 875                         | 2 520                       | 9         | 49        | 8 935          |  |         |  |  |  |  |         |             |  |                |
| Iraq - (IQ)        | 830           | 1 075         | 1 140         | 1 170         | 1 210         | 1 085         | 1 365         | 1 155         | 850           | 1 140         | 810           | 795           | 835           | 690           | 735                         | 2 260                       | -18       | -26       | 11 845         |  |         |  |  |  |  |         |             |  |                |
| Algeria - (DZ)     | 390           | 410           | 395           | 445           | 295           | 380           | 475           | 375           | 330           | 455           | 515           | 665           | 700           | 695           | 745                         | 2 140                       | 31        | 79        | 6 075          |  |         |  |  |  |  |         |             |  |                |
| Georgia - (GE)     | 795           | 820           | 825           | 975           | 1 005         | 1 265         | 1 270         | 910           | 860           | 830           | 725           | 755           | 740           | 545           | 775                         | 2 055                       | -11       | -16       | 10 655         |  |         |  |  |  |  |         |             |  |                |
| CD - (CD)          | 670           | 675           | 705           | 660           | 670           | 625           | 845           | 585           | 645           | 555           | 675           | 720           | 725           | 590           | 625                         | 1 940                       | -1        | -5        | 7 925          |  |         |  |  |  |  |         |             |  |                |
| MK - (MK)          | 340           | 415           | 430           | 670           | 1 340         | 1 880         | 2 145         | 925           | 345           | 385           | 440           | 435           | 575           | 565           | 750                         | 1 890                       | 50        | 59        | 10 460         |  |         |  |  |  |  |         |             |  |                |
| Mali - (ML)        | 150           | 185           | 155           | 245           | 160           | 240           | 320           | 340           | 255           | 440           | 625           | 775           | 630           | 520           | 600                         | 1 750                       | -5        | 258       | 5 155          |  |         |  |  |  |  |         |             |  |                |
| Sri Lanka - (LK)   | 595           | 670           | 600           | 640           | 545           | 470           | 645           | 620           | 550           | 535           | 590           | 585           | 625           | 455           | 580                         | 1 660                       | -3        | -11       | 6 845          |  |         |  |  |  |  |         |             |  |                |
| Eritrea - (ER)     | 305           | 335           | 500           | 530           | 550           | 665           | 860           | 995           | 580           | 725           | 515           | 630           | 490           | 500           | 535                         | 1 525                       | -18       | 34        | 7 575          |  |         |  |  |  |  |         |             |  |                |
| Guinea - (GN)      | 435           | 475           | 470           | 480           | 420           | 410           | 535           | 555           | 455           | 505           | 490           | 575           | 530           | 445           | 485                         | 1 470                       | -6        | 6         | 5 890          |  |         |  |  |  |  |         |             |  |                |
| Turkey - (TR)      | 520           | 510           | 490           | 525           | 435           | 450           | 600           | 595           | 495           | 515           | 605           | 540           | 485           | 525           | 425                         | 1 440                       | -14       | -5        | 6 200          |  |         |  |  |  |  |         |             |  |                |
| China - (CN)       | 430           | 480           | 430           | 380           | 450           | 415           | 490           | 420           | 395           | 410           | 380           | 435           | 470           | 410           | 425                         | 1 305                       | 7         | -3        | 5 080          |  |         |  |  |  |  |         |             |  |                |
| Armenia - (AM)     | 375           | 330           | 385           | 505           | 435           | 425           | 540           | 495           | 480           | 495           | 460           | 400           | 470           | 400           | 400                         | 1 270                       | -6        | 17        | 5 515          |  |         |  |  |  |  |         |             |  |                |
| Morocco - (MA)     | 195           | 240           | 200           | 245           | 200           | 200           | 290           | 240           | 235           | 255           | 230           | 385           | 375           | 370           | 445                         | 1 195                       | 37        | 88        | 3 475          |  |         |  |  |  |  |         |             |  |                |
| Stateless          | 170           | 220           | 275           | 305           | 275           | 365           | 495           | 435           | 395           | 410           | 310           | 295           | 360           | 340           | 425                         | 1 125                       | 11        | 70        | 4 420          |  |         |  |  |  |  |         |             |  |                |
| BA - (BA)          | 130           | 175           | 600           | 755           | 510           | 575           | 1 120         | 1 015         | 355           | 390           | 280           | 275           | 285           | 360           | 355                         | 1 005                       | 6         | 10        | 6 275          |  |         |  |  |  |  |         |             |  |                |
| Egypt - (EG)       | 195           | 175           | 215           | 220           | 240           | 200           | 245           | 210           | 185           | 210           | 240           | 220           | 220           | 340           | 335                         | 895                         | 34        | 53        | 2 865          |  |         |  |  |  |  |         |             |  |                |
| India - (IN)       | 235           | 285           | 255           | 335           | 240           | 275           | 330           | 275           | 230           | 250           | 255           | 225           | 275           | 295           | 295                         | 860                         | 18        | 12        | 3 280          |  |         |  |  |  |  |         |             |  |                |
| Gambia - (GM)      | 110           | 135           | 100           | 125           | 105           | 105           | 185           | 200           | 125           | 215           | 145           | 180           | 220           | 215           | 285                         | 725                         | 33        | 111       | 2 110          |  |         |  |  |  |  |         |             |  |                |
| Sudan - (SD)       | 155           | 205           | 265           | 250           | 210           | 235           | 245           | 210           | 210           | 255           | 195           | 235           | 215           | 210           | 290                         | 720                         | 4         | 14        | 2 770          |  |         |  |  |  |  |         |             |  |                |
| <b>Other</b>       | <b>4 055</b>  | <b>4 505</b>  | <b>4 150</b>  | <b>4 515</b>  | <b>4 345</b>  | <b>4 380</b>  | <b>5 200</b>  | <b>4 610</b>  | <b>4 105</b>  | <b>4 480</b>  | <b>4 140</b>  | <b>4 300</b>  | <b>4 235</b>  | <b>4 045</b>  | <b>4 370</b>                | <b>12 645</b>               | <b>14</b> | <b>22</b> | <b>52 725</b>  |  |         |  |  |  |  |         |             |  |                |

(\*) Aggregates and other indicators are based on available data

(¹) Countries selected here are those with the highest number of asylum applicants registered during Q2 2013;

Kosovo - see methodological notes; CD - Congo, the Democratic Republic of the; MK - the former Yugoslav republic of Macedonia; BA - Bosnia and Herzegovina

Source: Eurostat (online data code: [migr.asyadpctzmn](http://migr.asyadpctzmn))

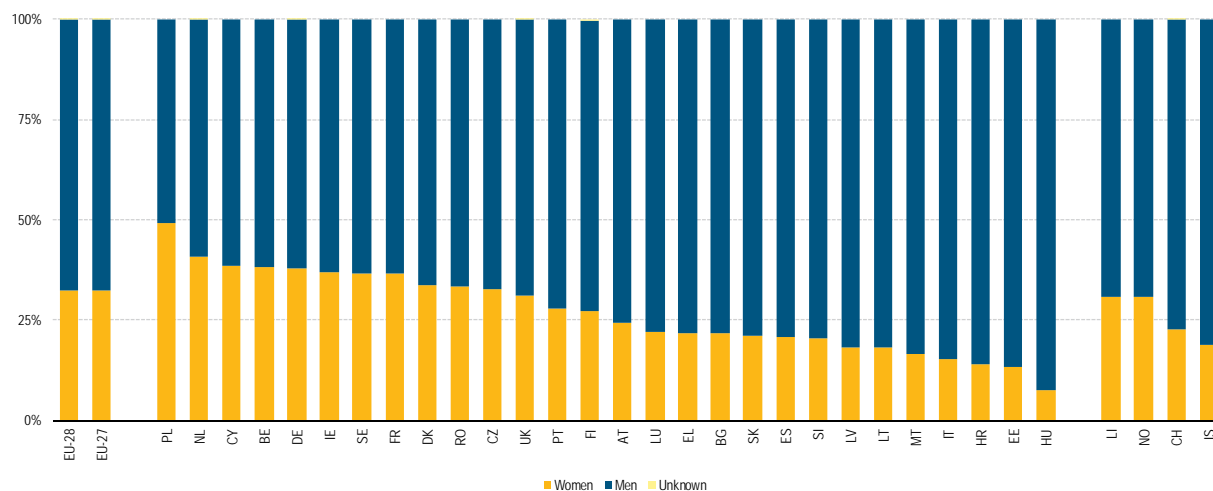
In Poland 1 out of 2 asylum applicants was aged less than 18, while in the EU-27 the same age group drops down to 1 out of 4 in Q2 2013

Table 3: Asylum applicants by age group, 2<sup>nd</sup> quarter 2013, %

|                | Total<br>(absolute<br>value) | Distribution of age groups as a share of total (in %) |            |             |             |             |            |
|----------------|------------------------------|---|------------|-------------|-------------|-------------|------------|
|                |                              | 0-13  | 14-17      | 18-34       | 35-64       | 65 and over | Unknown    |
| <b>EU-28</b>   | <b>104 090</b>               | <b>21.6</b>   | <b>5.1</b> | <b>52.8</b> | <b>19.5</b> | <b>0.8</b>  | <b>0.2</b> |
| <b>EU-27</b>   | <b>103 850</b>               | <b>21.6</b>   | <b>5.1</b> | <b>52.8</b> | <b>19.5</b> | <b>0.8</b>  | <b>0.2</b> |
| Belgium        | 5 035                        | 22.3  | 6.5        | 49.2        | 21.2        | 0.7         | 0.0        |
| Bulgaria       | 980                          | 16.5  | 6.2        | 60.5        | 16.4        | 0.3         | 0.0        |
| Czech Republic | 150                          | 16.7  | 2.0        | 43.3        | 35.3        | 2.7         | 0.0        |
| Denmark        | 1 510                        | 18.0  | 6.6        | 52.6        | 20.5        | 2.3         | 0.0        |
| Germany        | 26 400                       | 30.0  | 5.1        | 45.7        | 18.3        | 0.9         | 0.0        |
| Estonia        | 30                           | 6.7   | 0.0        | 50.0        | 43.3        | 0.0         | 0.0        |
| Ireland        | 245                          | 26.9  | 2.9        | 50.2        | 19.2        | 0.8         | 0.0        |
| Greece         | 1 875                        | 8.3   | 5.4        | 69.7        | 16.4        | 0.2         | 0.0        |
| Spain          | 1 300                        | 8.6   | 2.4        | 63.4        | 24.9        | 0.7         | 0.0        |
| France         | 16 245                       | 17.9  | 2.8        | 53.2        | 25.3        | 0.9         | 0.0        |
| Croatia        | 235                          | 6.3   | 10.5       | 67.1        | 16.0        | 0.0         | 0.0        |
| Italy          | 5 995                        | 7.5   | 3.4        | 74.9        | 14.1        | 0.1         | 0.0        |
| Cyprus         | 240                          | 14.2  | 3.8        | 60.7        | 20.5        | 0.8         | 0.0        |
| Latvia         | 40                           | 12.8  | 2.6        | 41.0        | 43.6        | 0.0         | 0.0        |
| Lithuania      | 80                           | 14.1  | 1.3        | 61.5        | 23.1        | 0.0         | 0.0        |
| Luxembourg     | 260                          | 13.2  | 7.8        | 55.8        | 23.3        | 0.0         | 0.0        |
| Hungary        | 9 420                        | 4.6   | 2.1        | 79.8        | 13.4        | 0.1         | 0.0        |
| Malta          | 350                          | 7.5   | 19.8       | 65.2        | 6.9         | 0.3         | 0.3        |
| Netherlands    | 3 690                        | 27.9  | 9.4        | 41.9        | 19.5        | 1.0         | 0.4        |
| Austria        | 4 650                        | 21.0  | 7.3        | 55.0        | 16.0        | 0.7         | 0.0        |
| Poland         | 7 415                        | 48.5  | 3.5        | 32.2        | 15.5        | 0.3         | 0.0        |
| Portugal       | 130                          | 16.9  | 11.5       | 52.3        | 19.2        | 0.0         | 0.0        |
| Romania        | 370                          | 20.2  | 4.9        | 45.6        | 27.5        | 1.9         | 0.0        |
| Slovenia       | 80                           | 17.9  | 11.5       | 50.0        | 20.5        | 0.0         | 0.0        |
| Slovakia       | 140                          | 8.0   | 2.2        | 67.4        | 22.5        | 0.0         | 0.0        |
| Finland        | 725                          | 16.7  | 6.9        | 52.6        | 23.3        | 0.1         | 0.4        |
| Sweden         | 9 110                        | 20.9  | 9.9        | 44.0        | 23.3        | 1.9         | 0.0        |
| United Kingdom | 7 400                        | 12.6  | 5.9        | 55.1        | 22.5        | 1.1         | 2.8        |
| Iceland        | 30                           | 12.6  | 5.9        | 55.1        | 22.5        | 1.1         | 2.8        |
| Liechtenstein  | 15                           | 9.4   | 6.3        | 50.0        | 34.4        | 0.0         | 0.0        |
| Norway         | 2 480                        | 15.9  | 9.0        | 56.8        | 17.8        | 0.5         | 0.0        |
| Switzerland    | 5 235                        | 19.2  | 3.8        | 59.0        | 17.6        | 0.4         | 0.1        |

Source: Eurostat (online data code : [migr\\_asyappctzm](#))

Figure 7: Asylum applicants by gender, 2<sup>nd</sup> quarter 2013, %



Source: Eurostat (online data code: [migr\\_asyappctzm](#))

With more than 50 per cent of all applicants aged less than 18, Russians represent the highest proportion of young asylum seekers

**Table 4: Thirty main citizenships of asylum applicants in the EU-27, by age group, 2<sup>nd</sup> quarter 2013, % <sup>(1)</sup>**

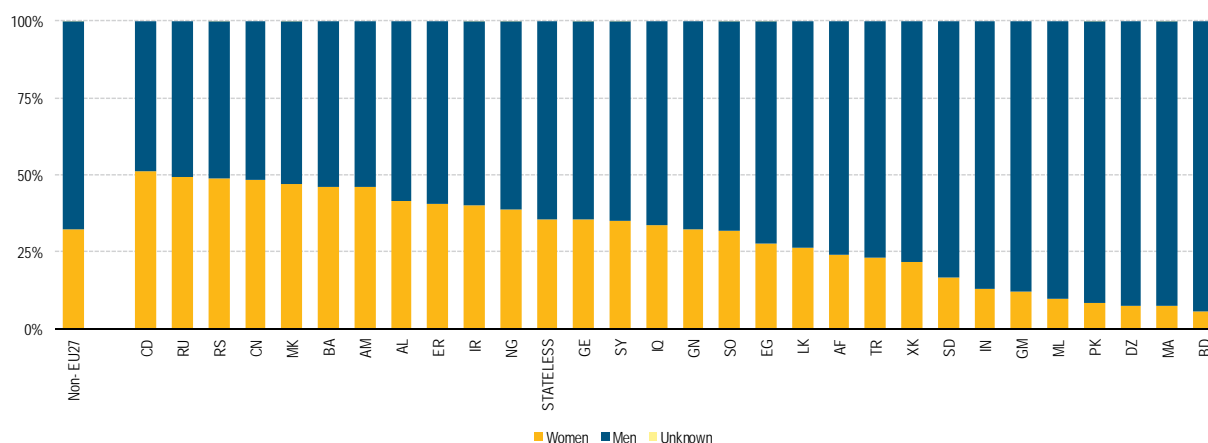
|                    | Total (absolute value) | Distribution of age groups as a share of total (in %) |            |             |             |             |            |
|--------------------|------------------------|---|------------|-------------|-------------|-------------|------------|
|                    |                        | 0-13  | 14-17      | 18-34       | 35-64       | 65 and over | Unknown    |
| <b>Non-EU</b>      | <b>103 850</b>         | <b>21.6</b>   | <b>5.1</b> | <b>52.8</b> | <b>19.5</b> | <b>0.8</b>  | <b>0.2</b> |
| Russia - (RU)      | 16 845                 | 48.1  | 3.5        | 31.8        | 16.2        | 0.4         | 0.0        |
| Syria - (SY)       | 8 310                  | 22.0  | 5.4        | 45.1        | 25.0        | 2.3         | 0.1        |
| Kosovo - (XK)      | 8 140                  | 14.8  | 3.4        | 64.2        | 17.3        | 0.3         | 0.0        |
| Afghanistan - (AF) | 6 075                  | 20.2  | 14.2       | 52.3        | 11.8        | 1.5         | 0.0        |
| Pakistan - (PK)    | 5 965                  | 5.3   | 2.5        | 73.9        | 17.5        | 0.5         | 0.4        |
| Somalia - (SO)     | 4 285                  | 18.9  | 11.5       | 59.9        | 8.7         | 1.0         | 0.1        |
| Serbia - (RS)      | 3 330                  | 37.4  | 7.1        | 32.0        | 22.7        | 0.8         | 0.0        |
| Iran - (IR)        | 3 265                  | 14.2  | 4.0        | 51.6        | 27.7        | 1.3         | 1.2        |
| Bangladesh - (BD)  | 2 655                  | 2.6   | 2.9        | 75.6        | 18.3        | 0.1         | 0.6        |
| Albania - (AL)     | 2 570                  | 26.9  | 8.9        | 42.6        | 20.6        | 0.9         | 0.1        |
| Nigeria - (NG)     | 2 520                  | 17.0  | 1.7        | 62.4        | 18.2        | 0.0         | 0.7        |
| Iraq - (IQ)        | 2 260                  | 25.9  | 4.9        | 46.4        | 21.2        | 1.5         | 0.1        |
| Algeria - (DZ)     | 2 140                  | 4.0   | 5.9        | 73.5        | 16.4        | 0.1         | 0.0        |
| Georgia - (GE)     | 2 055                  | 18.7  | 2.5        | 50.0        | 28.4        | 0.5         | 0.0        |
| CD - (CD)          | 1 940                  | 14.8  | 5.2        | 55.6        | 23.2        | 1.1         | 0.1        |
| MK - (MK)          | 1 890                  | 35.4  | 7.0        | 31.1        | 26.1        | 0.4         | 0.1        |
| Mali - (ML)        | 1 750                  | 4.9   | 3.0        | 74.8        | 17.2        | 0.0         | 0.1        |
| Sri Lanka - (LK)   | 1 660                  | 10.3  | 1.9        | 63.6        | 21.6        | 1.4         | 1.2        |
| Eritrea - (ER)     | 1 525                  | 8.2   | 4.2        | 69.9        | 16.5        | 0.9         | 0.3        |
| Guinea - (GN)      | 1 470                  | 14.3  | 5.8        | 70.4        | 9.2         | 0.2         | 0.0        |
| Turkey - (TR)      | 1 440                  | 11.5  | 5.1        | 66.5        | 16.6        | 0.3         | 0.0        |
| China - (CN)       | 1 305                  | 8.0   | 2.2        | 47.2        | 41.7        | 0.3         | 0.5        |
| Armenia - (AM)     | 1 270                  | 24.0  | 3.7        | 38.6        | 31.7        | 2.0         | 0.0        |
| Morocco - (MA)     | 1 195                  | 1.8   | 9.1        | 74.9        | 14.2        | 0.0         | 0.0        |
| Stateless          | 1 125                  | 23.0  | 5.6        | 39.3        | 28.2        | 3.6         | 0.4        |
| BA - (BA)          | 1 005                  | 37.3  | 6.0        | 35.2        | 20.6        | 0.9         | 0.0        |
| Egypt - (EG)       | 895                    | 22.4  | 3.5        | 53.6        | 19.7        | 0.7         | 0.1        |
| India - (IN)       | 860                    | 4.4   | 1.9        | 74.6        | 18.4        | 0.1         | 0.6        |
| Gambia - (GM)      | 725                    | 4.1   | 5.4        | 80.1        | 9.8         | 0.1         | 0.4        |
| Sudan - (SD)       | 720                    | 9.1   | 3.3        | 64.9        | 21.3        | 0.6         | 0.8        |
| <b>Other</b>       | <b>12 645</b>          | <b>14.8</b>   | <b>4.2</b> | <b>56.9</b> | <b>23.1</b> | <b>0.6</b>  | <b>0.4</b> |

<sup>(1)</sup> Citizenship selected here are those with the highest number of asylum applicants registered during Q2 2013 in the EU-27

<sup>(2)</sup> MK – the Former Yugoslav Republic of Macedonia; Kosovo – see methodological notes; CD – Congo, the Democratic Republic of the; BA – Bosnia and Herzegovina

Source: Eurostat (online data code: [migr\\_asyappctzm](#))

**Figure 8: Thirty main citizenships of asylum applicants in the EU-27, by gender, 2<sup>nd</sup> quarter 2013, % <sup>(1)</sup>**



<sup>(1)</sup> Citizenship selected here are those with the highest number of asylum applicants registered during Q2 2013 in the EU-27

Source: Eurostat (online data code: [migr\\_asyappctzm](#))

## Russians, Syrians and Kosovars represent more than 30 per cent of all asylum seekers in the EU in Q2 2013

Table 5: Five main citizenships of asylum applicants, 2<sup>nd</sup> quarter 2013 <sup>(1)</sup>

| EU-28       |  |  | #      | %  | EU-27       |  |        | #  | % |
|-------------|--|--|--------|----|-------------|--|--------|----|---|
| Russia      |  |  | 16 850 | 16 | Russia      |  | 16 845 | 16 |   |
| Syria       |  |  | 8 350  | 8  | Syria       |  | 8 310  | 8  |   |
| Kosovo      |  |  | 8 140  | 8  | Kosovo      |  | 8 140  | 8  |   |
| Afghanistan |  |  | 6 135  | 6  | Afghanistan |  | 6 075  | 6  |   |
| Pakistan    |  |  | 5 980  | 6  | Pakistan    |  | 5 965  | 6  |   |
| Other       |  |  | 58 635 | 56 | Other       |  | 58 515 | 56 |   |

| BELGIUM     |  |  | #     | (%) | BULGARIA  |  |  | #   | (%) | CZECH REPUBLIC |  |  | #  | (%) | DENMARK     |  |  | #   | (%) |
|-------------|--|--|-------|-----|-----------|--|--|-----|-----|----------------|--|--|----|-----|-------------|--|--|-----|-----|
| Russia      |  |  | 520   | 10  | Syria     |  |  | 420 | 43  | Ukraine        |  |  | 30 | 21  | Syria       |  |  | 300 | 20  |
| Afghanistan |  |  | 425   | 8   | Stateless |  |  | 135 | 14  | Syria          |  |  | 20 | 14  | Somalia     |  |  | 280 | 19  |
| CD          |  |  | 390   | 8   | Algeria   |  |  | 85  | 9   | Russia         |  |  | 15 | 9   | Russia      |  |  | 120 | 8   |
| Kosovo      |  |  | 375   | 7   | Iraq      |  |  | 60  | 6   | Vietnam        |  |  | 10 | 7   | Iran        |  |  | 105 | 7   |
| Guinea      |  |  | 365   | 7   | Mali      |  |  | 45  | 5   | Armenia        |  |  | 10 | 5   | Afghanistan |  |  | 105 | 7   |
| Other       |  |  | 2 960 | 59  | Other     |  |  | 235 | 24  | Other          |  |  | 65 | 43  | Other       |  |  | 595 | 40  |

| GERMANY     |  |  | #      | (%) | ESTONIA  |  |  | #  | (%) | IRELAND  |  |  | #   | (%) | GREECE      |  |  | #   | (%) |
|-------------|--|--|--------|-----|----------|--|--|----|-----|----------|--|--|-----|-----|-------------|--|--|-----|-----|
| Russia      |  |  | 7 085  | 27  | Vietnam  |  |  | 10 | 27  | Pakistan |  |  | 40  | 17  | Pakistan    |  |  | 390 | 21  |
| Syria       |  |  | 2 355  | 9   | Pakistan |  |  | 5  | 17  | Nigeria  |  |  | 25  | 11  | Afghanistan |  |  | 265 | 14  |
| Serbia      |  |  | 2 305  | 9   | Russia   |  |  | 5  | 13  | CD       |  |  | 20  | 9   | Bangladesh  |  |  | 230 | 12  |
| Afghanistan |  |  | 1 870  | 7   | Georgia  |  |  | 5  | 13  | Algeria  |  |  | 15  | 6   | Albania     |  |  | 120 | 6   |
| MK          |  |  | 1 475  | 6   | Albania  |  |  | 5  | 10  | Zimbabwe |  |  | 15  | 5   | Syria       |  |  | 115 | 6   |
| Other       |  |  | 11 305 | 43  | Other    |  |  | 5  | 20  | Other    |  |  | 130 | 53  | Other       |  |  | 755 | 40  |

| SPAIN    |  |  | #   | (%) | FRANCE     |  |  | #     | (%) | CROATIA     |  |  | #  | (%) | ITALY       |  |  | #     | (%) |
|----------|--|--|-----|-----|------------|--|--|-------|-----|-------------|--|--|----|-----|-------------|--|--|-------|-----|
| Mali     |  |  | 520 | 40  | Kosovo     |  |  | 1 535 | 9   | Somalia     |  |  | 65 | 27  | Pakistan    |  |  | 780   | 13  |
| Syria    |  |  | 195 | 15  | Bangladesh |  |  | 1 285 | 8   | Afghanistan |  |  | 60 | 26  | Somalia     |  |  | 765   | 13  |
| Algeria  |  |  | 105 | 8   | Albania    |  |  | 1 275 | 8   | Syria       |  |  | 40 | 17  | Afghanistan |  |  | 565   | 9   |
| Nigeria  |  |  | 55  | 4   | CD         |  |  | 1 260 | 8   | Pakistan    |  |  | 15 | 7   | Nigeria     |  |  | 560   | 9   |
| Pakistan |  |  | 40  | 3   | Russia     |  |  | 1 175 | 7   | Sudan       |  |  | 15 | 6   | Mali        |  |  | 375   | 6   |
| Other    |  |  | 385 | 30  | Other      |  |  | 9 720 | 60  | Other       |  |  | 40 | 17  | Other       |  |  | 2 955 | 0   |

| CYPRUS     |  |  | #   | (%) | LATVIA      |  |  | #  | (%) | LITHUANIA   |  |  | #  | (%) | LUXEMBOURG             |  |  | #   | (%) |
|------------|--|--|-----|-----|-------------|--|--|----|-----|-------------|--|--|----|-----|------------------------|--|--|-----|-----|
| Syria      |  |  | 120 | 49  | Georgia     |  |  | 25 | 64  | Georgia     |  |  | 20 | 28  | Kosovo                 |  |  | 30  | 12  |
| Vietnam    |  |  | 25  | 10  | Syria       |  |  | 5  | 10  | Afghanistan |  |  | 20 | 26  | Bosnia and Herzegovina |  |  | 30  | 11  |
| Egypt      |  |  | 20  | 9   | Belarus     |  |  | *  | 5   | Russia      |  |  | 10 | 15  | Albania                |  |  | 30  | 11  |
| Bangladesh |  |  | 15  | 7   | Afghanistan |  |  | *  | 5   | Belarus     |  |  | 10 | 13  | Tunisia                |  |  | 20  | 8   |
| Sri Lanka  |  |  | 10  | 5   | Uzbekistan  |  |  | *  | 5   | India       |  |  | 5  | 4   | Mali                   |  |  | 115 | 7   |
| Other      |  |  | 50  | 21  | Other       |  |  | 5  | 10  | Other       |  |  | 10 | 14  | Other                  |  |  | 130 | 51  |

| HUNGARY     |  |  | #     | (%) | MALTA    |  |  | #   | (%) | NETHERLANDS |  |  | #     | (%) | AUSTRIA     |  |  | #     | (%) |
|-------------|--|--|-------|-----|----------|--|--|-----|-----|-------------|--|--|-------|-----|-------------|--|--|-------|-----|
| Kosovo      |  |  | 4 875 | 52  | Somalia  |  |  | 260 | 75  | Somalia     |  |  | 800   | 22  | Afghanistan |  |  | 635   | 14  |
| Pakistan    |  |  | 1 515 | 16  | Syria    |  |  | 55  | 16  | Syria       |  |  | 425   | 11  | Russia      |  |  | 630   | 14  |
| Algeria     |  |  | 495   | 5   | Libya    |  |  | 20  | 6   | Afghanistan |  |  | 370   | 10  | Algeria     |  |  | 430   | 9   |
| Afghanistan |  |  | 470   | 5   | Tunisia  |  |  | 5   | 1   | Iran        |  |  | 290   | 8   | Pakistan    |  |  | 400   | 9   |
| Syria       |  |  | 240   | 3   | Ethiopia |  |  | *   | 1   | Iraq        |  |  | 290   | 8   | Kosovo      |  |  | 330   | 7   |
| Other       |  |  | 1 820 | 19  | Other    |  |  | 5   | 2   | Other       |  |  | 1 515 | 41  | Other       |  |  | 2 225 | 48  |

| POLAND     |  |  | #     | (%) | PORTUGAL |  |  | #  | (%) | ROMANIA  |  |  | #   | (%) | SLOVENIA               |  |  | #  | (%) |
|------------|--|--|-------|-----|----------|--|--|----|-----|----------|--|--|-----|-----|------------------------|--|--|----|-----|
| Russia     |  |  | 6 900 | 93  | Syria    |  |  | 50 | 38  | Syria    |  |  | 260 | 70  | Syria                  |  |  | 25 | 35  |
| Georgia    |  |  | 270   | 4   | Guinea   |  |  | 20 | 15  | Iraq     |  |  | 15  | 4   | Algeria                |  |  | 5  | 9   |
| Syria      |  |  | 60    | 1   | Pakistan |  |  | 10 | 9   | Iran     |  |  | 10  | 3   | Afghanistan            |  |  | 5  | 9   |
| Armenia    |  |  | 40    | 1   | Nigeria  |  |  | 10 | 8   | Pakistan |  |  | 10  | 2   | Pakistan               |  |  | 5  | 9   |
| Kazakhstan |  |  | 20    | 0   | Somalia  |  |  | 5  | 4   | Egypt    |  |  | 5   | 2   | Bosnia and Herzegovina |  |  | 5  | 6   |
| Other      |  |  | 120   | 2   | Other    |  |  | 35 | 26  | Other    |  |  | 70  | 19  | Other                  |  |  | 25 | 32  |

| SLOVAKIA    |  |  | #  | (%) | FINLAND     |  |  | #   | (%) | SWEDEN      |  |  | #     | (%) | UNITED KINGDOM |  |  | #     | (%) |
|-------------|--|--|----|-----|-------------|--|--|-----|-----|-------------|--|--|-------|-----|----------------|--|--|-------|-----|
| Somalia     |  |  | 25 | 17  | Iraq        |  |  | 195 | 27  | Syria       |  |  | 2 235 | 25  | Pakistan       |  |  | 1 160 | 16  |
| Eritrea     |  |  | 15 | 11  | Somalia     |  |  | 65  | 9   | Somalia     |  |  | 825   | 9   | Iran           |  |  | 815   | 11  |
| Afghanistan |  |  | 15 | 11  | Afghanistan |  |  | 60  | 8   | Afghanistan |  |  | 695   | 8   | Sri Lanka      |  |  | 645   | 9   |
| Georgia     |  |  | 10 | 9   | Nigeria     |  |  | 55  | 7   | Stateless   |  |  | 595   | 7   | Syria          |  |  | 455   | 6   |
| Pakistan    |  |  | 10 | 7   | Iran        |  |  | 35  | 5   | Eritrea     |  |  | 560   | 6   | Bangladesh     |  |  | 415   | 6   |
| Other       |  |  | 65 | 46  | Other       |  |  | 315 | 44  | Other       |  |  | 4 195 | 46  | Other          |  |  | 3 910 | 53  |

| ICELAND     |  |  | #  | (%) | LIECHTENSTEIN |  |  | # | (%) | NORWAY      |  |  | #     | (%) | SWITZERLAND |  |  | #     | (%) |
|-------------|--|--|----|-----|---------------|--|--|---|-----|-------------|--|--|-------|-----|-------------|--|--|-------|-----|
| Albania     |  |  | 10 | 34  | Armenia       |  |  | 5 | 31  | Somalia     |  |  | 495   | 20  | Tunisia     |  |  | 550   | 11  |
| Syria       |  |  | 5  | 16  | China         |  |  | 5 | 23  | Eritrea     |  |  | 400   | 16  | Nigeria     |  |  | 545   | 10  |
| Honduras    |  |  | 5  | 9   | Albania       |  |  | * | 15  | Sudan       |  |  | 170   | 7   | Eritrea     |  |  | 540   | 10  |
| Afghanistan |  |  | 5  | 9   | Niger         |  |  | * | 8   | Afghanistan |  |  | 160   | 6   | Morocco     |  |  | 295   | 6   |
| Algeria     |  |  | *  | 6   | Afghanistan   |  |  | * | 8   | Nigeria     |  |  | 150   | 6   | Algeria     |  |  | 265   | 5   |
| Other       |  |  | 10 | 25  | Other         |  |  | * | 15  | Other       |  |  | 1 110 | 45  | Other       |  |  | 3 035 | 58  |

<sup>(1)</sup> Citizenship selected here are those with the highest number of asylum applicants registered during Q2 2013 in the EU-27

# Absolute number of asylum applications

\* 2 or fewer asylum applicants recorded in the reference period

CD – Congo, the Democratic Republic of the; Kosovo – see methodological notes; MK – Former Yugoslav Republic of Macedonia, the

Source: Eurostat (online data code: [migr\\_asyappctzm](#))



## Russians sought asylum mainly in Germany and Poland whereas more than half of Kosovar asylum seekers lodged their application in Hungary in Q2 2013

**Table 6: Thirty main citizenships of asylum applicants by destination country in the EU-27, 2<sup>nd</sup> quarter 2013 <sup>(1)</sup>**

|                    |       |    | NON-EU27       |        |    |  |
|--------------------|-------|----|----------------|--------|----|--|
|                    |       |    | #              | (%)    |    |  |
|                    |       |    | Germany        | 26 400 | 25 |  |
|                    |       |    | France         | 16 245 | 16 |  |
|                    |       |    | Hungary        | 9 420  | 9  |  |
|                    |       |    | Sweden         | 9 110  | 9  |  |
|                    |       |    | Poland         | 7 415  | 7  |  |
|                    |       |    | Other          | 35 265 | 34 |  |
| RUSSIA - (RU)      |       |    | #              | (%)    |    |  |
| Germany            | 7 085 | 42 |                |        |    |  |
| Poland             | 6 900 | 41 |                |        |    |  |
| France             | 1 175 | 7  |                |        |    |  |
| Austria            | 630   | 4  |                |        |    |  |
| Belgium            | 520   | 3  |                |        |    |  |
| Other              | 535   | 3  |                |        |    |  |
| AFGHANISTAN - (AF) |       |    | #              | (%)    |    |  |
| Germany            | 1 870 | 31 |                |        |    |  |
| Sweden             | 695   | 11 |                |        |    |  |
| Austria            | 635   | 10 |                |        |    |  |
| Italy              | 565   | 9  |                |        |    |  |
| Hungary            | 470   | 8  |                |        |    |  |
| Other              | 1 835 | 30 |                |        |    |  |
| SERBIA - (RS)      |       |    | #              | (%)    |    |  |
| Germany            | 2 305 | 69 |                |        |    |  |
| Sweden             | 350   | 11 |                |        |    |  |
| Belgium            | 170   | 5  |                |        |    |  |
| France             | 140   | 4  |                |        |    |  |
| Netherlands        | 115   | 3  |                |        |    |  |
| Other              | 245   | 7  |                |        |    |  |
| ALBANIA - (AL)     |       |    | #              | (%)    |    |  |
| France             | 1 275 | 49 |                |        |    |  |
| United Kingdom     | 350   | 14 |                |        |    |  |
| Sweden             | 295   | 12 |                |        |    |  |
| Belgium            | 190   | 7  |                |        |    |  |
| Germany            | 180   | 7  |                |        |    |  |
| Other              | 280   | 11 |                |        |    |  |
| ALGERIA - (DZ)     |       |    | #              | (%)    |    |  |
| Hungary            | 495   | 23 |                |        |    |  |
| France             | 455   | 21 |                |        |    |  |
| Austria            | 430   | 20 |                |        |    |  |
| Germany            | 210   | 10 |                |        |    |  |
| Spain              | 105   | 5  |                |        |    |  |
| Other              | 445   | 21 |                |        |    |  |
| MK - (MK)          |       |    | #              | (%)    |    |  |
| Germany            | 1 475 | 78 |                |        |    |  |
| Sweden             | 115   | 6  |                |        |    |  |
| Belgium            | 90    | 5  |                |        |    |  |
| France             | 85    | 5  |                |        |    |  |
| Austria            | 50    | 3  |                |        |    |  |
| Other              | 75    | 4  |                |        |    |  |
| ERITREA - (ER)     |       |    | #              | (%)    |    |  |
| Sweden             | 560   | 37 |                |        |    |  |
| Italy              | 305   | 20 |                |        |    |  |
| United Kingdom     | 210   | 14 |                |        |    |  |
| Germany            | 125   | 8  |                |        |    |  |
| Netherlands        | 95    | 6  |                |        |    |  |
| Other              | 225   | 15 |                |        |    |  |
| CHINA - (CN)       |       |    | #              | (%)    |    |  |
| France             | 650   | 50 |                |        |    |  |
| United Kingdom     | 235   | 18 |                |        |    |  |
| Belgium            | 135   | 10 |                |        |    |  |
| Germany            | 85    | 6  |                |        |    |  |
| Austria            | 65    | 5  |                |        |    |  |
| Other              | 140   | 11 |                |        |    |  |
| BA - (BA)          |       |    | #              | (%)    |    |  |
| Germany            | 515   | 51 |                |        |    |  |
| France             | 175   | 18 |                |        |    |  |
| Sweden             | 110   | 11 |                |        |    |  |
| Italy              | 80    | 8  |                |        |    |  |
| Belgium            | 40    | 4  |                |        |    |  |
| Other              | 80    | 8  |                |        |    |  |
| GAMBIA - (GM)      |       |    | #              | (%)    |    |  |
| Italy              | 315   | 43 |                |        |    |  |
| Germany            | 165   | 23 |                |        |    |  |
| United Kingdom     | 80    | 11 |                |        |    |  |
| Sweden             | 35    | 5  |                |        |    |  |
| Hungary            | 30    | 4  |                |        |    |  |
| Other              | 100   | 14 |                |        |    |  |
| NON-EU27           |       |    | #              | (%)    |    |  |
|                    |       |    | Germany        | 2 355  | 28 |  |
|                    |       |    | Sweden         | 2 235  | 27 |  |
|                    |       |    | United Kingdom | 455    | 5  |  |
|                    |       |    | Netherlands    | 425    | 5  |  |
|                    |       |    | Bulgaria       | 420    | 5  |  |
|                    |       |    | Other          | 2 425  | 29 |  |
| SYRIA - (SY)       |       |    | #              | (%)    |    |  |
|                    |       |    | Hungary        | 1 515  | 25 |  |
|                    |       |    | United Kingdom | 1 160  | 19 |  |
|                    |       |    | Germany        | 955    | 16 |  |
|                    |       |    | Italy          | 780    | 13 |  |
|                    |       |    | Austria        | 400    | 7  |  |
|                    |       |    | Other          | 1 150  | 19 |  |
| PAKISTAN - (PK)    |       |    | #              | (%)    |    |  |
|                    |       |    | Germany        | 1 260  | 39 |  |
|                    |       |    | United Kingdom | 815    | 25 |  |
|                    |       |    | Netherlands    | 290    | 9  |  |
|                    |       |    | Sweden         | 265    | 8  |  |
|                    |       |    | Austria        | 140    | 4  |  |
|                    |       |    | Other          | 500    | 15 |  |
| IRAN - (IR)        |       |    | #              | (%)    |    |  |
|                    |       |    | Italy          | 560    | 22 |  |
|                    |       |    | Germany        | 465    | 19 |  |
|                    |       |    | United Kingdom | 380    | 15 |  |
|                    |       |    | France         | 350    | 14 |  |
|                    |       |    | Austria        | 200    | 8  |  |
|                    |       |    | Other          | 570    | 23 |  |
| NIGERIA - (NG)     |       |    | #              | (%)    |    |  |
|                    |       |    | France         | 655    | 32 |  |
|                    |       |    | Germany        | 560    | 27 |  |
|                    |       |    | Poland         | 270    | 13 |  |
|                    |       |    | Sweden         | 120    | 6  |  |
|                    |       |    | Greece         | 105    | 5  |  |
|                    |       |    | Other          | 350    | 17 |  |
| GEORGIA - (GE)     |       |    | #              | (%)    |    |  |
|                    |       |    | Spain          | 520    | 30 |  |
|                    |       |    | France         | 415    | 24 |  |
|                    |       |    | Italy          | 375    | 21 |  |
|                    |       |    | Germany        | 160    | 9  |  |
|                    |       |    | Hungary        | 125    | 7  |  |
|                    |       |    | Other          | 160    | 9  |  |
| MALI - (ML)        |       |    | #              | (%)    |    |  |
|                    |       |    | France         | 570    | 39 |  |
|                    |       |    | Belgium        | 365    | 25 |  |
|                    |       |    | Germany        | 230    | 16 |  |
|                    |       |    | Hungary        | 95     | 6  |  |
|                    |       |    | Netherlands    | 55     | 4  |  |
|                    |       |    | Other          | 160    | 11 |  |
| GUINEA - (GN)      |       |    | #              | (%)    |    |  |
|                    |       |    | France         | 545    | 43 |  |
|                    |       |    | Germany        | 265    | 21 |  |
|                    |       |    | Austria        | 100    | 8  |  |
|                    |       |    | Belgium        | 90     | 7  |  |
|                    |       |    | Netherlands    | 60     | 5  |  |
|                    |       |    | Other          | 205    | 16 |  |
| ARMENIA - (AM)     |       |    | #              | (%)    |    |  |
|                    |       |    | Italy          | 285    | 32 |  |
|                    |       |    | Germany        | 155    | 17 |  |
|                    |       |    | France         | 100    | 11 |  |
|                    |       |    | United Kingdom | 80     | 9  |  |
|                    |       |    | Netherlands    | 65     | 7  |  |
|                    |       |    | Other          | 215    | 24 |  |
| EGYPT - (EG)       |       |    | #              | (%)    |    |  |
|                    |       |    | France         | 220    | 31 |  |
|                    |       |    | United Kingdom | 195    | 27 |  |
|                    |       |    | Germany        | 70     | 10 |  |
|                    |       |    | Sweden         | 60     | 8  |  |
|                    |       |    | Netherlands    | 40     | 6  |  |
|                    |       |    | Other          | 135    | 19 |  |
| SUDAN - (SD)       |       |    | #              | (%)    |    |  |
|                    |       |    | Hungary        | 4 875  | 60 |  |
|                    |       |    | France         | 1 535  | 19 |  |
|                    |       |    | Germany        | 700    | 9  |  |
|                    |       |    | Belgium        | 375    | 5  |  |
|                    |       |    | Austria        | 330    | 4  |  |
|                    |       |    | Other          | 330    | 4  |  |
| KOSOVO - (XK)      |       |    | #              | (%)    |    |  |
|                    |       |    | Sweden         | 825    | 19 |  |
|                    |       |    | Netherlands    | 800    | 19 |  |
|                    |       |    | Italy          | 765    | 18 |  |
|                    |       |    | Germany        | 675    | 16 |  |
|                    |       |    | Denmark        | 280    | 7  |  |
|                    |       |    | Other          | 940    | 22 |  |
| SOMALIA - (SO)     |       |    | #              | (%)    |    |  |
|                    |       |    | France         | 1 285  | 48 |  |
|                    |       |    | United Kingdom | 415    | 16 |  |
|                    |       |    | Greece         | 230    | 9  |  |
|                    |       |    | Hungary        | 210    | 8  |  |
|                    |       |    | Italy          | 145    | 5  |  |
|                    |       |    | Other          | 370    | 14 |  |
| BANGLADESH - (BD)  |       |    | #              | (%)    |    |  |
|                    |       |    | Germany        | 750    | 33 |  |
|                    |       |    | Sweden         | 320    | 14 |  |
|                    |       |    | Netherlands    | 290    | 13 |  |
|                    |       |    | Belgium        | 205    | 9  |  |
|                    |       |    | Finland        | 195    | 9  |  |
|                    |       |    | Other          | 495    | 22 |  |
| IRAQ - (IQ)        |       |    | #              | (%)    |    |  |
|                    |       |    | France         | 1 260  | 65 |  |
|                    |       |    | Belgium        | 390    | 20 |  |
|                    |       |    | Germany        | 55     | 3  |  |
|                    |       |    | United Kingdom | 45     | 2  |  |
|                    |       |    | Hungary        | 40     | 2  |  |
|                    |       |    | Other          | 145    | 8  |  |
| CD - (CD)          |       |    | #              | (%)    |    |  |
|                    |       |    | France         | 705    | 42 |  |
|                    |       |    | United Kingdom | 645    | 39 |  |
|                    |       |    | Germany        | 155    | 9  |  |
|                    |       |    | Netherlands    | 40     | 2  |  |
|                    |       |    | Belgium        | 30     | 2  |  |
|                    |       |    | Other          | 90     | 5  |  |
| SRI LANKA - (LK)   |       |    | #              | (%)    |    |  |
|                    |       |    | France         | 515    | 36 |  |
|                    |       |    | Germany        | 400    | 28 |  |
|                    |       |    | Italy          | 120    | 8  |  |
|                    |       |    | Austria        | 100    | 7  |  |
|                    |       |    | Belgium        | 85     | 6  |  |
|                    |       |    | Other          | 215    | 15 |  |
| TURKEY - (TR)      |       |    | #              | (%)    |    |  |
|                    |       |    | Germany        | 305    | 26 |  |
|                    |       |    | Hungary        | 220    | 18 |  |
|                    |       |    | Austria        | 210    | 18 |  |
|                    |       |    | Sweden         | 125    | 11 |  |
|                    |       |    | Italy          | 85     | 7  |  |
|                    |       |    | Other          | 245    | 21 |  |
| MOROCCO - (MA)     |       |    | #              | (%)    |    |  |
|                    |       |    | Germany        | 345    | 40 |  |
|                    |       |    | United Kingdom | 335    | 39 |  |
|                    |       |    | Austria        | 90     | 10 |  |
|                    |       |    | Greece         | 20     | 2  |  |
|                    |       |    | Belgium        | 20     | 2  |  |
|                    |       |    | Other          | 55     | 7  |  |
| INDIA - (IN)       |       |    | #              | (%)    |    |  |
|                    |       |    | Germany        | 145    | 21 |  |
|                    |       |    | Italy          | 130    | 19 |  |
|                    |       |    | Hungary        | 95     | 14 |  |
|                    |       |    | Austria        | 75     | 11 |  |
|                    |       |    | France         | 65     | 10 |  |
|                    |       |    | Other          | 165    | 24 |  |
| TUNISIA - (TN)     |       |    | #              | (%)    |    |  |

<sup>(1)</sup> Citizenships selected here are those with the highest number of asylum applicants registered during Q2 2013 in the EU-27  
# Absolute number of asylum applications

Kosovo – see methodological notes; CD – Congo, the Democratic Republic of the; MK – the Former Yugoslav Republic of Macedonia; BA – Bosnia and Herzegovina

Source: Eurostat (online data code: [migr\\_asyappctzm](#))

Table 7: New asylum applicants, Q2 2012 – Q2 2013

|                | Q2 2012 |       |       |       | Q3 2012 |       |        |       | Q4 2012 |       |       |       | Q1 2013 |       |       |         | Q2 2013 |     |     |        | Change in %<br>between<br>Q1 2013 and<br>Q2 2013 | Change in %<br>between<br>Q2 2012 and<br>Q2 2013 | Applicants per<br>million<br>inhabitants (1)<br>Q2 2013 | Last 12<br>months |
|----------------|---------|-------|-------|-------|---------|-------|--------|-------|---------|-------|-------|-------|---------|-------|-------|---------|---------|-----|-----|--------|--|--|---|-------------------|
|                | Apr.    | May   | Jun.  | Jul.  | Aug.    | Sep.  | Oct.   | Nov.  | Dec.    | Jan.  | Feb.  | Mar.  | Apr.    | May   | Jun.  | Q2 2013 |         |     |     |        |  |  |   |                   |
| EU-28          | 1 395   | 1 520 | 1 395 | 1 550 | 1 460   | 1 660 | 1 725  | 1 390 | 1 346   | 245   | 215   | 410   | 250     | 275   | 410   | 935     | 8       | 504 | 130 | 2 710  |  |  |   |                   |
| EU-27          | 30      | 65    | 65    | 55    | 105     | 105   | 190    | 200   | 255     | 45    | 30    | 50    | 35      | 40    | 35    | 110     | -14     | -12 | 10  | 480    |  |  |   |                   |
| Bulgaria       | 20      | 50    | 50    | 25    | 50      | 30    | 60     | 35    | 45      | 745   | 550   | 575   | 535     | 475   | 500   | 1 510   | -19     | 3   | 270 | 6 795  |  |  |   |                   |
| Czech Republic | 440     | 415   | 615   | 560   | 490     | 515   | 610    | 640   | 595     | 7 320 | 5 795 | 5 570 | 7 540   | 7 475 | 8 395 | 23 410  | 25      | 113 | 285 | 83 295 |  |  |   |                   |
| Denmark        | 3 285   | 3 585 | 4 120 | 4 745 | 5 480   | 6 920 | 10 195 | 8 990 | 4 875   | 10    | 10    | 5     | 10      | 15    | *     | 30      | 25      | -29 | 25  | 75     |  |  |   |                   |
| Germany        | 5       | 25    | 10    | *     | 5       | *     | 5      | *     | 5       | 80    | 80    | 65    | 90      | 80    | 70    | 240     | 9       | 15  | 55  | 955    |  |  |   |                   |
| Estonia        | 65      | 75    | 70    | 90    | 85      | 65    | 105    | 70    | 70      | 755   | 705   | 610   | 745     | 595   | 530   | 1 865   | -10     | -23 | 165 | 9 155  |  |  |   |                   |
| Ireland        | 895     | 720   | 805   | 590   | 750     | 745   | 1 255  | 1 030 | 850     | 270   | 425   | 415   | 385     | 430   | 435   | 1 245   | 12      | 106 | 25  | 3 535  |  |  |   |                   |
| Greece         | 145     | 195   | 265   | 170   | 190     | 185   | 230    | 245   | 160     | 4 475 | 4 945 | 5 140 | 5 210   | 4 460 | 4 945 | 14 615  | 0       | 21  | 225 | 58 150 |  |  |   |                   |
| Spain          | 3 965   | 3 850 | 4 230 | 4 750 | 4 410   | 4 175 | 5 680  | 4 650 | 5 315   | 1 690 | 1 240 | 1 920 | 1 830   | 1 770 | 2 210 | 5 810   | 20      | 62  | 100 | 20 590 |  |  |   |                   |
| France         | 1 040   | 1 510 | 1 030 | 1 535 | 1 540   | 1 430 | 2 170  | 1 985 | 1 270   | 95    | 130   | 75    | 70      | 75    | 75    | 20      | 46      | -43 | 15  | 125    |  |  |   |                   |
| Croatia        | 130     | 145   | 120   | 155   | 150     | 155   | 150    | 130   | 85      | 5     | 5     | 15    | 15      | 10    | 10    | 35      | 50      | -67 | 15  | 415    |  |  |   |                   |
| Italy          | 15      | 25    | 20    | 5     | 10      | 20    | 10     | 15    | 5       | 75    | 70    | 70    | 90      | 65    | 85    | 240     | 12      | -62 | 445 | 1 270  |  |  |   |                   |
| Cyprus         | 55      | 50    | 50    | 65    | 35      | 50    | 35     | 50    | 70      | 1 285 | 960   | 965   | 1 025   | 900   | 1 035 | 9 350   | 231     | -57 | 815 | 1 575  |  |  |   |                   |
| Latvia         | 195     | 255   | 175   | 225   | 130     | 120   | 165    | 115   | 65      | 1 285 | 960   | 965   | 1 025   | 900   | 1 035 | 2 965   | -8      | 55  | 175 | 11 265 |  |  |   |                   |
| Lithuania      | 15      | 395   | 400   | 170   | 175     | 345   | 40     | 335   | 60      | 615   | 700   | 1 280 | 1 915   | 2 855 | 2 295 | 7 065   | 172     | 317 | 185 | 15 715 |  |  |   |                   |
| Luxembourg     | 665     | 605   | 645   | 710   | 790     | 720   | 1 040  | 905   | 935     | 25    | 20    | 60    | 160     | 130   | 55    | 130     | 83      | 69  | 10  | 350    |  |  |   |                   |
| Hungary        | 610     | 500   | 590   | 805   | 870     | 1 255 | 1 205  | 945   | 970     | 25    | 25    | 25    | 70      | 25    | 35    | 350     | 350     | -54 | 15  | 1 665  |  |  |   |                   |
| Malta          | 30      | 30    | 15    | 30    | 50      | 15    | 10     | 25    | 20      | 120   | 85    | 115   | 125     | 130   | 100   | 350     | 9       | -54 | 15  | 1 665  |  |  |   |                   |
| Netherlands    | 230     | 265   | 265   | 220   | 230     | 255   | 155    | 75    | 55      | 50    | 50    | 15    | 30      | 20    | 20    | 70      | -23     | 50  | 35  | 340    |  |  |   |                   |
| Austria        | 5       | 10    | 30    | 25    | 20      | 25    | 30     | 25    | 50      | 15    | 15    | 15    | 20      | 30    | 20    | 95      | 104     | -27 | 15  | 520    |  |  |   |                   |
| Poland         | 20      | 45    | 65    | 105   | 55      | 60    | 60     | 50    | 45      | 15    | 15    | 15    | 25      | 35    | 35    | 95      | 104     | -27 | 15  | 520    |  |  |   |                   |
| Portugal       | 165     | 200   | 245   | 255   | 300     | 325   | 300    | 320   | 220     | 250   | 200   | 225   | 225     | 210   | 215   | 650     | -4      | 7   | 120 | 3 040  |  |  |   |                   |
| Romania        | 2 450   | 3 245 | 3 090 | 4 110 | 4 355   | 4 910 | 5 490  | 4 560 | 4 085   | 3 795 | 2 960 | 2 965 | 3 050   | 3 080 | 2 975 | 9 105   | -6      | 4   | 955 | 46 330 |  |  |   |                   |
| Slovenia       | 1 910   | 2 405 | 2 035 | 2 445 | 2 355   | 2 575 | 2 845  | 2 750 | 2 250   | 2 390 | 2 245 | 2 290 | 2 420   | 2 340 | 2 355 | 7 115   | 3       | 12  | 110 | 29 265 |  |  |   |                   |
| Slovakia       |         |       |       |       |         |       |        |       |         |       |       |       |         |       |       |         |         |     |     |        |  |  |   |                   |
| Finland        |         |       |       |       |         |       |        |       |         |       |       |       |         |       |       |         |         |     |     |        |  |  |   |                   |
| Sweden         |         |       |       |       |         |       |        |       |         |       |       |       |         |       |       |         |         |     |     |        |  |  |   |                   |
| United Kingdom |         |       |       |       |         |       |        |       |         |       |       |       |         |       |       |         |         |     |     |        |  |  |   |                   |
| Iceland        |         |       |       |       |         |       |        |       |         |       |       |       |         |       |       |         |         |     |     |        |  |  |   |                   |
| Liechtenstein  |         |       |       |       |         |       |        |       |         |       |       |       |         |       |       |         |         |     |     |        |  |  |   |                   |
| Norway         | 630     | 635   | 775   | 835   | 905     | 890   | 955    | 825   | 840     | 935   | 645   | 810   | 760     | 730   | 885   | 2 375   | -1      | 16  | 470 | 10 010 |  |  |   |                   |
| Switzerland    | 2 130   | 2 115 | 2 355 | 2 610 | 2 600   | 2 080 | 2 200  | 2 185 | 1 460   | 1 935 | 1 625 | 1 655 | 1 875   | 1 500 | 1 410 | 4 785   | -8      | -28 | 595 | 23 135 |  |  |   |                   |

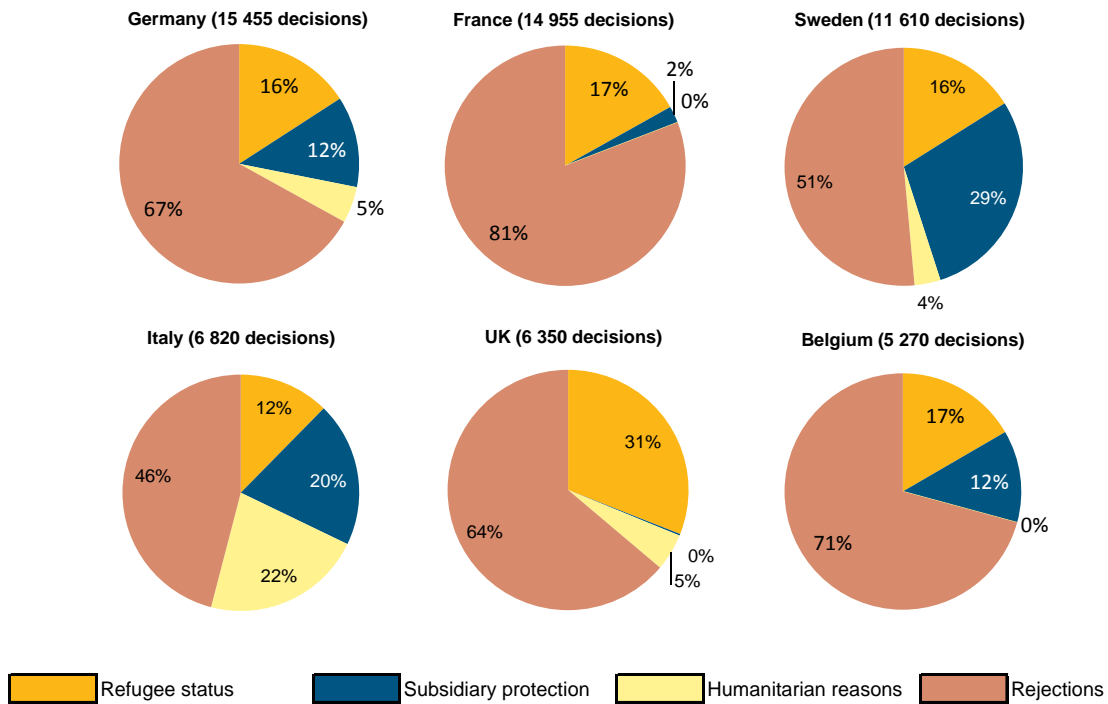
(1) Relative to population as of 1st of January 2013, except for EU-28, EU-27, EL, HR, IT and CY as of 1st of January 2012

\* 2 or fewer asylum applicants recorded in the reference period

: data are not available

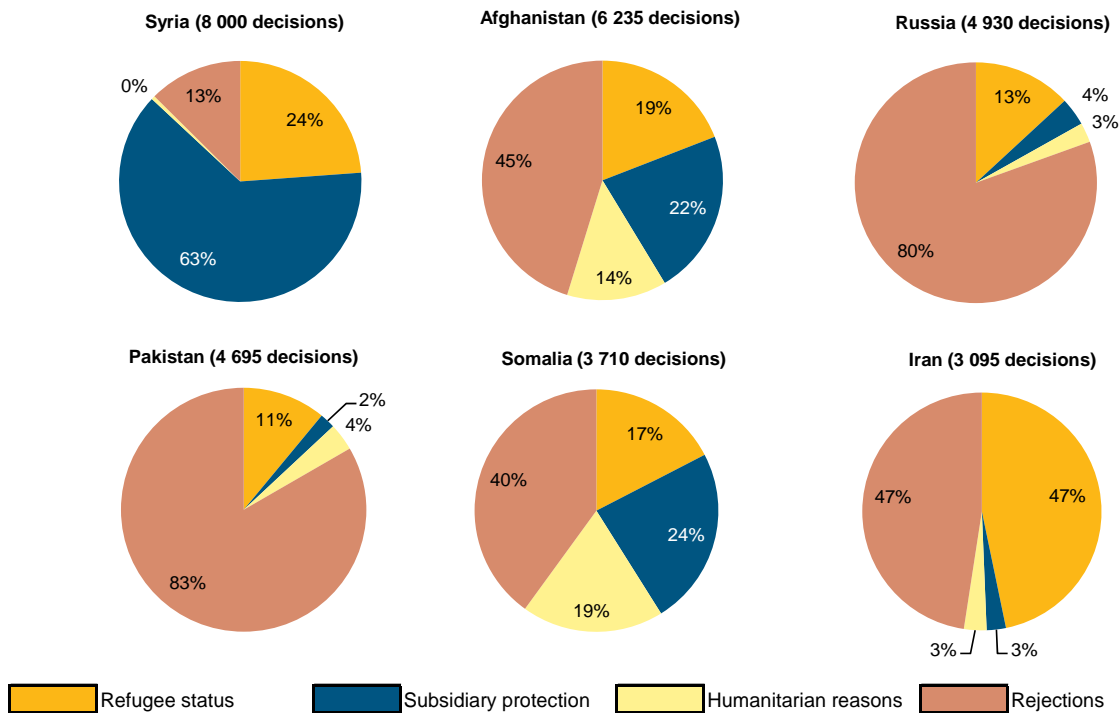
Source: Eurostat (online data code: [migr.asyappdctzm](http://migr.asyappdctzm))

**Figure 9: First instance decisions by outcome, selected Member States <sup>(1)</sup>, 2nd quarter 2013**



<sup>(1)</sup> Member States selected here are those reporting the highest number of first instance decisions issued during Q2 2013; data for RO are not available  
 Humanitarian reasons not applicable for FR and BE  
 Source: Eurostat (online data code: [migr\\_asycdfstq](#))

**Figure 10: First instance decisions in the EU-27 (\*) by outcome, selected citizenships <sup>(1)</sup>, 2nd quarter 2013**



(\*) Data for RO are not available  
<sup>(1)</sup> Citizenship selected here are those for which the highest number of first instance decisions was issued during Q2 2013  
 Source: Eurostat (online data code: [migr\\_asycdfstq](#))

1 out of 3 first instance decisions issued in the EU-27 in Q2 2013 were positive and most of them were granted by Sweden, Germany and Italy

**Table 8: First instance decisions by citizenship and outcome, selected Member States, 2<sup>nd</sup> quarter 2013 <sup>(1)</sup>**

| First instance decisions                |                       |                      |            |             | First instance decisions         |                       |                      |             |       |             |       |                |        |             |        |
|---|-----------------------|----------------------|------------|-------------|----------------------------------|-----------------------|----------------------|-------------|-------|-------------|-------|----------------|--------|-------------|--------|
| Refugee status                          | Subsidiary protection | Humanitarian reasons | Rejections |             | Refugee status                   | Subsidiary protection | Humanitarian reasons | Rejections  |       |             |       |                |        |             |        |
| <b>GERMANY (15 455 decisions)</b>       |                       |                      |            |             | <b>FRANCE (14 955 decisions)</b> |                       |                      |             |       |             |       |                |        |             |        |
| Iraq                                    | 590                   | Syria                | 1 595      | Afghanistan | 480                              | Russia                | 1 610                | Russia      | 305   | Syria       | 90    | Not applicable | CD     | 975         |        |
| Iran                                    | 475                   | Afghanistan          | 110        | Iraq        | 50                               | Serbia                | 1 570                | Sri Lanka   | 300   | Afghanistan | 80    | Not applicable | Russia | 960         |        |
| Syrian Arab Re                          | 390                   | Somalia              | 75         | Armenia     | 20                               | Afghanistan           | 835                  | CD          | 250   | Russia      | 30    | Not applicable | Kosovo | 890         |        |
| Other                                   | 995                   | Other                | 120        | Other       | 205                              | Other                 | 6 335                | Other       | 1 670 | Other       | 140   | Not applicable | Other  | 9 265       |        |
| <b>SWEDEN (11 610 decisions)</b>        |                       |                      |            |             | <b>ITALY (6 820 decisions)</b>   |                       |                      |             |       |             |       |                |        |             |        |
| Syria                                   | 495                   | Syria                | 2 045      | Afghanistan | 120                              | Somalia               | 825                  | Eritrea     | 230   | Afghanistan | 315   | Nigeria        | 195    | Nigeria     | 505    |
| Somalia                                 | 275                   | Eritrea              | 410        | Stateless   | 50                               | Serbia                | 400                  | Somalia     | 75    | Somalia     | 250   | Pakistan       | 150    | Pakistan    | 360    |
| Afghanistan                             | 225                   | Stateless            | 340        | Somalia     | 45                               | Syria                 | 385                  | Afghanistan | 75    | Mali        | 235   | Gambia         | 145    | Tunisia     | 310    |
| Other                                   | 870                   | Other                | 565        | Other       | 200                              | Other                 | 4 360                | Other       | 455   | Other       | 555   | Other          | 1 005  | Other       | 1 960  |
| <b>UNITED KINGDOM (6 350 decisions)</b> |                       |                      |            |             | <b>OTHER (22 505 decisions)</b>  |                       |                      |             |       |             |       |                |        |             |        |
| Iran                                    | 390                   | Ghana                | *          | Afghanistan | 70                               | Pakistan              | 740                  | Afghanistan | 400   | Syria       | 1 265 | Somalia        | 630    | Pakistan    | 2 035  |
| Syria                                   | 335                   | Nigeria              | *          | Albania     | 65                               | Iran                  | 395                  | Syria       | 395   | Afghanistan | 615   | Afghanistan    | 105    | Afghanistan | 1 330  |
| Pakistan                                | 215                   | Somalia              | *          | Nigeria     | 15                               | Sri Lanka             | 335                  | Iran        | 325   | Somalia     | 340   | Iraq           | 105    | Russia      | 1 225  |
| Other                                   | 1 025                 | Other                | 10         | Other       | 165                              | Other                 | 2 580                | Other       | 1 305 | Other       | 875   | Other          | 490    | Other       | 11 060 |
| <b>EU-28 (77 690 decisions)</b>         |                       |                      |            |             | <b>EU-27 (77 670 decisions)</b>  |                       |                      |             |       |             |       |                |        |             |        |
| Syria                                   | 1 905                 | Syria                | 5 050      | Afghanistan | 835                              | Russia                | 3 970                | Syria       | 1 905 | Syria       | 5 050 | Afghanistan    | 835    | Russia      | 3 970  |
| Iran                                    | 1 450                 | Afghanistan          | 1 390      | Somalia     | 700                              | Pakistan              | 3 910                | Iran        | 1 450 | Afghanistan | 1 390 | Somalia        | 700    | Pakistan    | 3 910  |
| Afghanistan                             | 1 190                 | Somalia              | 880        | Nigeria     | 230                              | Afghanistan           | 2 830                | Afghanistan | 1 190 | Somalia     | 880   | Nigeria        | 230    | Afghanistan | 2 825  |
| Other                                   | 7 525                 | Other                | 2 745      | Other       | 2 550                            | Other                 | 40 540               | Other       | 7 525 | Other       | 2 740 | Other          | 2 550  | Other       | 40 525 |

<sup>(1)</sup> Member States selected here are those reporting the highest number of first instance decisions issued during Q2 2013  
 CD – Congo, the Democratic Republic of the; MK - The Former Yugoslav Republic of Macedonia; BA - Bosnia and Herzegovina  
 Source: Eurostat (online data code: [migr\\_asydcfstq](#))

**Table 9: First instance decisions by outcome, 2<sup>nd</sup> quarter 2013**

|                       | Total decisions | Total positive decisions | Refugee status | Subsidiary protection | Humanitarian reasons | Rejected |
|-----------------------|-----------------|--------------------------|----------------|-----------------------|----------------------|----------|
| <b>EU-28 (*)</b>      | 77 690          | 26 440                   | 12 065         | 10 060                | 4 310                | 51 250   |
| <b>EU-27 (*)</b>      | 77 670          | 26 440                   | 12 065         | 10 060                | 4 310                | 51 230   |
| <b>Belgium</b>        | 5 270           | 1 540                    | 875            | 665                   | -                    | 3 730    |
| <b>Bulgaria</b>       | 340             | 240                      | 5              | 240                   | -                    | 100      |
| <b>Czech Republic</b> | 185             | 70                       | 15             | 55                    | 5                    | 115      |
| <b>Denmark</b>        | 1 240           | 480                      | 220            | 230                   | 30                   | 760      |
| <b>Germany</b>        | 15 455          | 5 105                    | 2 450          | 1 900                 | 755                  | 10 350   |
| <b>Estonia</b>        | 15              | *                        | *              | 0                     | 0                    | 10       |
| <b>Ireland</b>        | 230             | 60                       | 50             | 10                    | -                    | 170      |
| <b>Greece</b>         | 3 000           | 30                       | 5              | 15                    | 10                   | 2 970    |
| <b>Spain</b>          | 565             | 140                      | 40             | 95                    | *                    | 425      |
| <b>France</b>         | 14 955          | 2 860                    | 2 525          | 340                   | -                    | 12 090   |
| <b>Croatia</b>        | 25              | *                        | 0              | *                     | -                    | 20       |
| <b>Italy</b>          | 6 820           | 3 685                    | 840            | 1 350                 | 1 495                | 3 135    |
| <b>Cyprus</b>         | 215             | 20                       | 15             | 0                     | 5                    | 195      |
| <b>Latvia</b>         | 25              | 10                       | 5              | 5                     | -                    | 15       |
| <b>Lithuania</b>      | 40              | 15                       | *              | 15                    | -                    | 25       |
| <b>Luxembourg</b>     | 105             | 15                       | 15             | *                     | -                    | 90       |
| <b>Hungary</b>        | 1 475           | 85                       | 35             | 50                    | *                    | 1 390    |
| <b>Malta</b>          | 340             | 270                      | 10             | 235                   | 30                   | 70       |
| <b>Netherlands</b>    | 3 340           | 1 875                    | 230            | 615                   | 1 030                | 1 465    |
| <b>Austria</b>        | 4 410           | 1 250                    | 725            | 520                   | -                    | 3 160    |
| <b>Poland</b>         | 660             | 225                      | 55             | 30                    | 140                  | 435      |
| <b>Portugal</b>       | 100             | 55                       | 5              | 50                    | -                    | 45       |
| <b>Romania</b>        | :               | :                        | :              | :                     | :                    | :        |
| <b>Slovenia</b>       | 55              | 10                       | 10             | *                     | -                    | 45       |
| <b>Slovakia</b>       | 50              | 15                       | 0              | 5                     | 10                   | 35       |
| <b>Finland</b>        | 820             | 440                      | 110            | 255                   | 75                   | 380      |
| <b>Sweden</b>         | 11 610          | 5 635                    | 1 865          | 3 365                 | 410                  | 5 975    |
| <b>United Kingdom</b> | 6 350           | 2 295                    | 1 965          | 15                    | 315                  | 4 050    |
| <b>Iceland</b>        | 65              | 5                        | 0              | 5                     | 0                    | 65       |
| <b>Liechtenstein</b>  | 5               | 0                        | 0              | 0                     | 0                    | 5        |
| <b>Norway</b>         | 2 665           | 1 130                    | 850            | 195                   | 85                   | 1 535    |
| <b>Switzerland</b>    | 4 530           | 1 565                    | 855            | 205                   | 505                  | 2 960    |

(\*) EU-28 and EU-27 are based on data available  
 Data for RO are not available  
 - data are not applicable  
 \* represents 2 or fewer first instance decisions recorded in the reference period  
 : data are not available  
 Source: Eurostat (online data code: [migr\\_asydcfstq](#))

Nearly 9 out of 10 first instance decisions issued for applications of Syrians were positive in Q2 2013, while those issued for applications of Russians and Pakistanis were 2 out of 10

**Table 10: First instance decisions by destination country and outcome in the EU-27 (\*), selected citizenships of asylum applicants, 2<sup>nd</sup> quarter 2013 (1)**

| First instance decisions |                       |                      |              | First instance decisions  |                       |                      |                   |               |        |
|--------------------------|-----------------------|----------------------|--------------|---------------------------|-----------------------|----------------------|-------------------|---------------|--------|
| Refugee status           | Subsidiary protection | Humanitarian reasons | Rejections   | Refugee status            | Subsidiary protection | Humanitarian reasons | Rejections        |               |        |
| <b>SYRIA - SY</b>        |                       |                      |              | <b>AFGHANISTAN - (AF)</b> |                       |                      |                   |               |        |
| Sweden                   | 495 Sweden            | 2 045 Malta          | 20 Sweden    | 385                       | Germany               | 340 Italy            | 315 Germany       | 480 Germany   | 835    |
| Germany                  | 390 Germany           | 1 595 Netherlands    | 15 Italy     | 285                       | Sweden                | 225 Sweden           | 270 Sweden        | 120 Austria   | 510    |
| UK                       | 335 Belgium           | 415 Sweden           | * Germany    | 85                        | Belgium               | 150 Austria          | 245 UK            | 70 Sweden     | 360    |
| Other                    | 685 Other             | 995 Other            | * Other      | 250                       | Other                 | 475 Other            | 560 Other         | 165 Other     | 1 120  |
| <b>RUSSIA - (RU)</b>     |                       |                      |              | <b>PAKISTAN - PK</b>      |                       |                      |                   |               |        |
| France                   | 305 Austria           | 55 Poland            | 95 Germany   | 1 610                     | UK                    | 215 Italy            | 75 Italy          | 150 Greece    | 1 120  |
| Austria                  | 115 Denmark           | 45 Germany           | 20 France    | 960                       | Germany               | 175 Ireland          | 5 UK              | 10 UK         | 740    |
| Belgium                  | 70 France             | 30 Sweden            | 5 Austria    | 480                       | Italy                 | 75 Sweden            | 5 Germany         | 5 France      | 385    |
| Other                    | 150 Other             | 50 Other             | * Other      | 920                       | Other                 | 50 Other             | * Other           | * Other       | 1 665  |
| <b>SOMALIA - SO</b>      |                       |                      |              | <b>IRAN - IR</b>          |                       |                      |                   |               |        |
| Sweden                   | 275 Italy             | 250 Netherlands      | 625 Sweden   | 825                       | Germany               | 475 Netherlands      | 20 Netherlands    | 45 UK         | 395    |
| Germany                  | 115 Sweden            | 200 Sweden           | 45 Germany   | 145                       | UK                    | 390 Germany          | 15 Italy          | 20 Germany    | 390    |
| Italy                    | 75 Malta              | 125 Germany          | 20 France    | 100                       | Sweden                | 170 Sweden           | 10 UK             | 15 Sweden     | 310    |
| Other                    | 180 Other             | 305 Other            | * Other      | 415                       | Other                 | 420 Other            | 30 Other          | 15 Other      | 380    |
| <b>OTHER</b>             |                       |                      |              | <b>NON-EU</b>             |                       |                      |                   |               |        |
| France                   | 1 860 Sweden          | 815 Italy            | 1 265 France | 10 545                    | France                | 2 525 Sweden         | 3 365 Italy       | 1 495 France  | 12 090 |
| Germany                  | 905 Italy             | 650 Netherlands      | 280 Germany  | 6 940                     | Germany               | 2 450 Germany        | 1 900 Netherlands | 1 030 Germany | 10 350 |
| UK                       | 875 Netherlands       | 225 Sweden           | 235 Sweden   | 3 885                     | UK                    | 1 965 Italy          | 1 350 Germany     | 755 Sweden    | 5 975  |
| Other                    | 2 075 Other           | 690 Other            | 565 Other    | 15 190                    | Other                 | 5 130 Other          | 3 450 Other       | 1 030 Other   | 22 815 |

(\*) Data for RO are not available

(1) Citizeships selected here are those for which the highest number of first instance decisions was issued during Q2 2013

\* represents 2 or fewer first instance decisions recorded in the reference period

Source: Eurostat (online data code: [migr\\_asydcfstq](#))

**Table 11: First instance decisions by outcome, 30 main citizenships of asylum applicants granted decisions in the EU-27 (\*), 2<sup>nd</sup> quarter 2013 (1)**

|                           | Total decisions | Total positive decisions | Refugee status | Subsidiary protection | Humanitarian reasons | Rejected      |
|---------------------------|-----------------|--------------------------|----------------|-----------------------|----------------------|---------------|
| <b>Non-EU</b>             | <b>77 670</b>   | <b>26 440</b>            | <b>12 065</b>  | <b>10 060</b>         | <b>4 310</b>         | <b>51 230</b> |
| <b>Syria - (SY)</b>       | 8 000           | 6 995                    | 1 905          | 5 050                 | 40                   | 1 000         |
| <b>Afghanistan - (AF)</b> | 6 235           | 3 410                    | 1 190          | 1 390                 | 835                  | 2 825         |
| <b>Russia - (RU)</b>      | 4 930           | 955                      | 645            | 185                   | 130                  | 3 970         |
| <b>Pakistan - (PK)</b>    | 4 695           | 785                      | 515            | 95                    | 170                  | 3 910         |
| <b>Somalia - (SO)</b>     | 3 710           | 2 225                    | 645            | 880                   | 700                  | 1 485         |
| <b>Iran - (IR)</b>        | 3 095           | 1 620                    | 1 450          | 80                    | 95                   | 1 475         |
| <b>Iraq - (IQ)</b>        | 2 785           | 1 475                    | 890            | 390                   | 195                  | 1 310         |
| <b>Serbia - (RS)</b>      | 2 670           | 120                      | 55             | 5                     | 65                   | 2 550         |
| <b>Kosovo - (XK)</b>      | 2 460           | 105                      | 55             | 15                    | 35                   | 2 355         |
| <b>Bangladesh - (BD)</b>  | 2 145           | 170                      | 40             | 5                     | 125                  | 1 975         |
| <b>Nigeria - (NG)</b>     | 2 115           | 345                      | 70             | 45                    | 230                  | 1 775         |
| <b>CD - (CD)</b>          | 2 075           | 400                      | 355            | 20                    | 25                   | 1 675         |
| <b>Eritrea - (ER)</b>     | 1 905           | 1 350                    | 655            | 645                   | 45                   | 550           |
| <b>Sri Lanka - (LK)</b>   | 1 630           | 495                      | 440            | 20                    | 35                   | 1 135         |
| <b>Guinea - (GN)</b>      | 1 530           | 405                      | 335            | 30                    | 35                   | 1 130         |
| <b>Armenia - (AM)</b>     | 1 480           | 150                      | 70             | 20                    | 60                   | 1 330         |
| <b>Turkey - (TR)</b>      | 1 480           | 240                      | 120            | 20                    | 100                  | 1 235         |
| <b>Algeria - (DZ)</b>     | 1 370           | 50                       | 25             | 5                     | 20                   | 1 320         |
| <b>Georgia - (GE)</b>     | 1 315           | 95                       | 40             | 10                    | 45                   | 1 225         |
| <b>Albania - (AL)</b>     | 1 225           | 175                      | 55             | 25                    | 95                   | 1 050         |
| <b>Stateless</b>          | 1 155           | 740                      | 275            | 415                   | 50                   | 415           |
| <b>MK - (MK)</b>          | 1 100           | 10                       | 5              | 0                     | 5                    | 1 090         |
| <b>China - (CN)</b>       | 1 095           | 220                      | 170            | 25                    | 25                   | 875           |
| <b>Mali - (ML)</b>        | 960             | 420                      | 155            | 240                   | 25                   | 540           |
| <b>Ivory Coast - (CI)</b> | 870             | 265                      | 130            | 55                    | 80                   | 605           |
| <b>BA - (BA)</b>          | 795             | 70                       | 25             | 0                     | 45                   | 725           |
| <b>Morocco - (MA)</b>     | 785             | 50                       | 15             | *                     | 35                   | 735           |
| <b>Tunisia - (TN)</b>     | 690             | 45                       | 15             | *                     | 30                   | 645           |
| <b>India - (IN)</b>       | 690             | 15                       | *              | 5                     | 10                   | 675           |
| <b>Egypt - (EG)</b>       | 680             | 170                      | 105            | 20                    | 45                   | 510           |
| <b>Other</b>              | <b>12 000</b>   | <b>2 865</b>             | <b>1 620</b>   | <b>370</b>            | <b>880</b>           | <b>9 135</b>  |

(\*) Data for RO are not available

(1) Citizeships selected here are those for which the highest number of first instance decisions was issued during Q2 2013

\* represents 2 or fewer first instance decisions recorded in the reference period

CD – Congo, the Democratic Republic of the; Kosovo – see methodological notes; MK – the Former Yugoslav Republic of Macedonia; BA – Bosnia and Herzegovina

Source: Eurostat (online data code: [migr\\_asydcfstq](#))

# Methodology

---

## COMMENTS

All data presented in this publication are rounded to the nearest 5.

All data presented in this publication are provisional (except as otherwise stated) and may be a subject to change.

As part of Eurostat's guidelines for the dissemination of data when the EU is enlarged, the aggregate data series commented on in this publication refer to the official composition of the EU in the most recent month for which data is available. Thus publications with data for months up to June 2013 will comment on EU27 series, while publications with data for July 2013 onwards will comment on EU28 series.

[Eurostat's guidelines](#) can be found on the Eurostat website.

## COUNTRY INFORMATION

In **France** data on pending applications do not include accompanied minors aged less than 16 whose application is examined jointly with their parent's application. According to France, these missing pending applications are estimated to be about 20 per cent of the total number of pending applications.

**Kosovo - XK**: this designation is without prejudice to positions on status, and is in line with UNSCR 1244 and the ICJ Opinion on the Kosovo Declaration of Independence.

## DATA SOURCES

The data used for this publication are provided to Eurostat by the Ministries of Interior, Justice or immigration agencies of the Member States. Data are based entirely on relevant administrative sources. Apart from statistics on new asylum applicants, these data are supplied by Member States according to the provisions of Article 4 of the [Regulation \(EC\) 862/2007](#) of 11 July 2007 on Community statistics on migration and international protection.

## DEFINITIONS AND COVERAGE

'**Asylum applicant**' means a person having submitted an application for international protection or having been included in such application as a family member during the reference period. 'Application for international protection' means an application for international protection as defined in Art.2(g) of [Council Directive 2004/83/EC](#), i.e. including requests for refugee status or for subsidiary protection status, irrespective of whether the application was lodged on arrival at border, or from inside the country, and irrespective of whether the person entered the territory legally (e.g. as a tourist) or illegally. In deciding when to regard an asylum application as having been lodged, the principles expressed in Article 4(1) of Council Regulation 2003/343/EC should be applied, i.e. 'An application for asylum shall be deemed to have been lodged once a form submitted by the applicant for asylum or a report prepared by the authorities has reached the competent authorities of the Member State concerned. Where an application is not made in writing, the time elapsing between the statement of intention and the preparation of a report should be as short as possible'. Applications submitted by persons who are subsequently found to be a subject of a Dublin procedure (Council Regulation (EC) No 343/2003) are included in the number of asylum applications. Within the same reference period every person being a subject of asylum application is counted only once, therefore repeat applications are not recorded if the first application has been lodged in the same reference period. However, such a repeat application will be recorded if lodged in a different reference month. It means that the aggregation of the monthly figures may overestimate the number of persons applying for international protection within the aggregated period (quarter or year).

In some Member States (**MT** and **DK**) due to restrictions of the asylum procedure (e.g. time limits for lodging repeat application) repeat applications may be very rare. Therefore the number of new asylum applicants may equal or almost equal the number of asylum applicants.

The number of asylum applicants and the number of first instance decisions during the same reference period differs. This is due to the time lag between the date of asylum application and the date of the decision on asylum application. The duration of this time lag may vary considerably depending on the national asylum procedure and the administrative workload. Asylum application lodged in one reference period may therefore result in a decision in a later period, while some asylum decisions reported for that period may relate to the applications lodged in previous reference periods.

'**New asylum applicant**' means a person having submitted an application for international protection for the first time. Applications submitted by persons who are subsequently found to be a subject of a Dublin

procedure are included in the statistics on new asylum applicants if such persons are also a subject of first asylum application. All Member States are requested to supply these data but their provision is voluntary. As persons are counted once only, statistics on new asylum applicants may be used for preparation of annual aggregates.

Person being a subject of **'a pending application'** means a person who is the subject of application for international protection under consideration by the responsible national authority at the end of the reference period. It includes the number of persons with pending applications at all instances of the administrative and/or judicial procedure.

**'Rejected applicant'** means a person covered by a first instance decision rejecting an application for international protection, including decisions considering applications as inadmissible or as unfounded and decisions under priority and accelerated procedures, taken by administrative or judicial bodies during the reference period.

**'Person granted refugee status at first instance'** means a person covered by a first instance decision granting refugee status, taken by administrative or judicial bodies during the reference period. Refugee status means status as defined in Art.2 (d) of Directive 2004/83/EC within the meaning of Art.1 of the Geneva Convention relating to the Status of Refugees of 28 July 1951, as amended by the New York Protocol of 31 January 1967. According to the Art.2(c) of that Directive refugee means a third country national who, owing to a well-founded fear of being persecuted for reasons of race, religion, nationality, political opinion or membership of a particular social group, is outside the country of nationality and is unable or, owing to such fear, is unwilling to avail himself or herself of the protection of that country, or a stateless person, who, being outside of the country of former habitual residence for the same reasons as mentioned above, is unable or, owing to such fear, unwilling to return to it.

**'Person granted subsidiary protection status at first instance'** means a person covered by a first instance decision granting subsidiary protection status, taken by administrative or judicial bodies during the reference period. Subsidiary protection status means status as defined in Art.2 (f) of Directive 2004/83/EC. According to the Art.2(e) of that Directive a person eligible for subsidiary protection means a third country national or a stateless person who does not qualify as a refugee but in respect of whom substantial grounds have been shown for believing that the person concerned, if returned to his or her country of origin, or in the case of a stateless person, to his or her country of former habitual residence, would face a real risk of suffering serious harm and is unable, or, owing to such risk, unwilling to avail himself or herself of the protection of that country.

**'Person granted authorisation to stay for humanitarian reasons at first instance'** means a person covered by another first instance decision granting authorisation to stay for humanitarian reasons under national law concerning international protection, taken by administrative or judicial bodies during the reference period. **It includes persons** who are not eligible for international protection as currently defined law but are nonetheless protected against removal under the obligations that are imposed on all Member States by international refugee or human rights instruments or on the basis of principles flowing from such instruments. Examples of such categories include persons who are not removable on ill health grounds and unaccompanied minors.

**'Dublin procedure'** means a procedure according to the Council Regulation (EC) No 343/2003, establishing the criteria and mechanisms for determining the Member State responsible for examining an asylum application lodged in one of the Member States by a third-country national.

#### ABBREVIATIONS

Belgium (BE), Bulgaria (BG), Czech Republic (CZ), Denmark (DK), Germany (DE), Estonia (EE), Ireland (IE), Greece (EL), Spain (ES), France (FR), Croatia (HR), Italy (IT), Cyprus (CY), Latvia (LV), Lithuania (LT), Luxembourg (LU), Hungary (HU), Malta (MT), the Netherlands (NL), Austria (AT), Poland (PL), Portugal (PT), Romania (RO), Slovenia (SI), Slovakia (SK), Finland (FI), Sweden (SE), the United Kingdom (UK), Iceland (IS), Lichtenstein (LI), Norway (NO) and Switzerland (CH).

#### EU ASYLUM POLICY

The Directorate-General for Home Affairs (DG HOME) is responsible for developing EU policies on asylum. For more information please see:

[http://ec.europa.eu/dgs/home-affairs/index\\_en.htm](http://ec.europa.eu/dgs/home-affairs/index_en.htm)

## Further information

---

Eurostat website: <http://ec.europa.eu/eurostat>

Data on Population and Social conditions, Asylum:

<http://epp.eurostat.ec.europa.eu/portal/page/portal/population/data/database>  
(Select "International Migration and asylum" and "Asylum")

Further information about Population and social conditions:

<http://epp.eurostat.ec.europa.eu/portal/page/portal/population/introduction>

---

### **European Statistical Data Support:**

Contact details for this support network can be found on the Eurostat website at:

<http://ec.europa.eu/eurostat/>.