

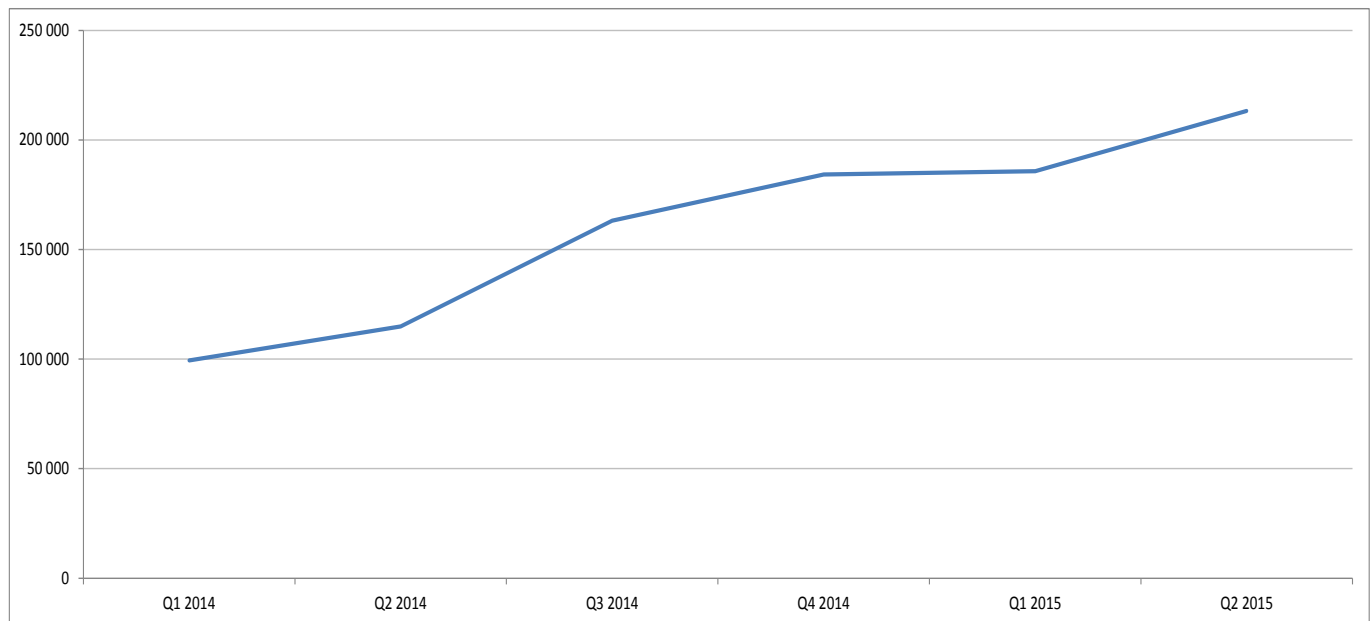
Asylum in the EU

# Over 210 000 first time asylum seekers in the EU in the second quarter of 2015

A third are from Syria or Afghanistan

During the second quarter of 2015 (from April to June 2015), 213 200 first time asylum seekers applied for protection in the **European Union** (EU), up by 15% compared with the first quarter of 2015 and by 85% compared with the second quarter of 2014. In particular, the number of Syrians and Afghans rose considerably to reach almost 44 000 and 27 000 respectively. They represent the two main citizenships of first time asylum applicants in the **EU** over the second quarter 2015, accounting for a third of all first time applicants. Kosovars, who were the top citizenship of first time asylum applicants in the first three months of 2015, have seen their number drop from almost 50 000 during the first quarter 2015 to just over 10 000 in the second quarter 2015.

**First time asylum applicants in the EU**



These quarterly data on asylum in the **EU** come from a [report](#) issued by **Eurostat**, the statistical office of the **European Union**.

## More than 1 out of 3 applied for asylum in Germany

During the second quarter 2015, the highest number of first time applicants was registered in **Germany** (80 900 first time applicants, or 38% of total first time applicants in the EU), followed by **Hungary** (32 700, or 15%), **Austria** (17 400, or 8%), **Italy** (14 900, or 7%), **France** (14 700, or 7%) and **Sweden** (14 300, or 7%). Compared with the previous quarter, the number of first time asylum applicants in the second quarter 2015 notably jumped in the **Netherlands** (+159%), **Latvia** (+123%), **Austria** (+79%), **Finland** (+67%) and **Denmark** (+66%).

## Highest number of first time applicants relative to the population in Hungary

Compared with the population of each Member State, the highest rates of registered first time applicants during the second quarter 2015 were recorded in **Hungary** (3 317 first time applicants per million inhabitants), ahead of **Austria** (2 026) **Sweden** (1 467) and **Germany** (997). In contrast, the lowest rates were observed in **Slovakia** (5 applicants per million inhabitants), **Croatia** (6), **Romania** (19), **Slovenia** (20), **Lithuania** (21), **Portugal** (24) and the **Czech Republic** (26). In the second quarter 2015, there were 420 first time asylum applicants per million inhabitants in the **EU**.

### First time asylum applicants in the EU Member States

	Number of first time applicants			Share in EU total (%)	Number of applicants per million inhabitants*
	Q1 2015	Q2 2015	Evolution (in %) Q2-2015 / Q1-2015	Q2 2015	Q2 2015
<b>EU</b>	<b>185 695</b>	<b>213 200</b>	<b>15%</b>	<b>100.0%</b>	<b>420</b>
<b>Belgium</b>	3 440	5 040	47%	2.4%	448
<b>Bulgaria</b>	3 190	4 050	27%	1.9%	562
<b>Czech Republic</b>	360	275	-24%	0.1%	26
<b>Denmark</b>	1 505	2 495	66%	1.2%	441
<b>Germany</b>	73 120	80 935	11%	38.0%	997
<b>Estonia</b>	50	65	21%	0.0%	48
<b>Ireland</b>	625	855	37%	0.4%	185
<b>Greece</b>	2 615	2 865	10%	1.3%	265
<b>Spain</b>	2 910	3 675	26%	1.7%	79
<b>France</b>	14 775	14 685	-1%	6.9%	221
<b>Croatia</b>	40	25	-37%	0.0%	6
<b>Italy</b>	15 250	14 895	-2%	7.0%	245
<b>Cyprus</b>	430	400	-7%	0.2%	471
<b>Latvia</b>	45	105	123%	0.0%	53
<b>Lithuania</b>	45	60	42%	0.0%	21
<b>Luxembourg</b>	260	245	-6%	0.1%	437
<b>Hungary</b>	32 810	32 675	0%	15.3%	3 317
<b>Malta</b>	345	380	10%	0.2%	883
<b>Netherlands</b>	2 420	6 270	159%	2.9%	371
<b>Austria</b>	9 710	17 395	79%	8.2%	2 026
<b>Poland</b>	1 440	1 765	23%	0.8%	46
<b>Portugal</b>	180	250	39%	0.1%	24
<b>Romania</b>	340	375	11%	0.2%	19
<b>Slovenia</b>	50	40	-13%	0.0%	20
<b>Slovakia</b>	45	25	-45%	0.0%	5
<b>Finland</b>	960	1 605	67%	0.8%	294
<b>Sweden</b>	11 415	14 295	25%	6.7%	1 467
<b>United Kingdom</b>	7 330	7 470	2%	3.5%	115
<b>Norway</b>	1 525	2 760	81%	-	534
<b>Switzerland</b>	4 120	7 010	70%	-	851

Number of first time applicants is rounded to the nearest 5. Monthly figures available in the Eurostat database may not add up to the quarterly total due to rounding. Calculations are based on exact data.

\* Inhabitants refer to the resident population at 1 January 2015.

- Not applicable

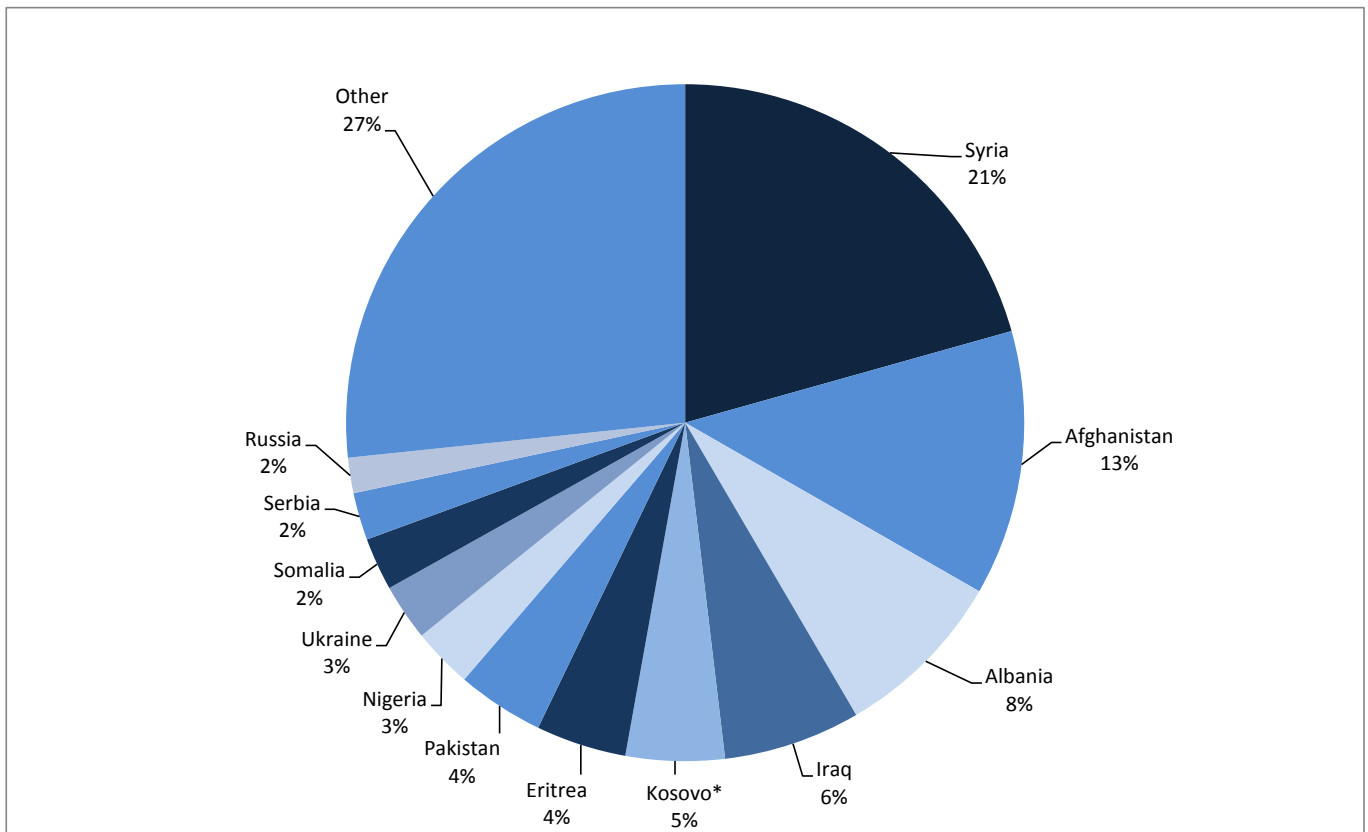
## One out of five first time asylum seekers originates from Syria

**Syria** (44 000 first time asylum applicants, or 21% of the total number of first time applicants in the EU) was during the second quarter of 2015 the main country of citizenship of asylum seekers in the EU. Of the 44 000 **Syrians** who applied for the first time for asylum in the **EU** in the second quarter 2015, more than three quarters were registered in four Member States: **Germany** (16 300), **Hungary** (8 400), **Austria** (5 300) and **Sweden** (3 900). In total, **Syrians** represented the main citizenship of asylum seekers in ten EU Member States.

**Afghanistan** (27 000 first time asylum applicants, or 13% of the total number of first time applicants in the EU) represented the second main country of citizenship of asylum seekers in the **EU** in the second quarter 2015. Of the 27 000 **Afghans** seeking asylum protection for the first time in the **EU** during the period April-June 2015, more than half (13 600) applied in **Hungary**.

With 17 700 first time applicants (or 8% of the EU total) during the second quarter 2015, **Albania** completed the top 3 citizenships of asylum seekers in the **EU**. Almost 90% of them applied in **Germany** (15 400).

First time asylum seekers in the EU by citizenship, second quarter 2015



\* Kosovo under UN Security Council Resolution 1244/99.

## First time asylum applicants by citizenship during the second quarter 2015

	Applicants	Three main citizenships of first time asylum applicants								
	#	First citizenship	#	%	Second citizenship	#	%	Third citizenship	#	%
<b>EU</b>	<b>213 200</b>	<b>Syria</b>	<b>43 995</b>	<b>21</b>	<b>Afghanistan</b>	<b>26 995</b>	<b>13</b>	<b>Albania</b>	<b>17 665</b>	<b>8</b>
<b>Belgium</b>	5 040	Syria	1 025	20	Somalia	810	16	Iraq	645	13
<b>Bulgaria</b>	4 050	Syria	1 930	48	Iraq	1 085	27	Afghanistan	775	19
<b>Czech Republic</b>	275	Ukraine	140	51	Syria	25	9	Vietnam	15	5
<b>Denmark</b>	2 495	Syria	1 050	42	Eritrea	515	21	Stateless**	150	6
<b>Germany</b>	80 935	Syria	16 335	20	Albania	15 445	19	Kosovo*	7 475	9
<b>Estonia</b>	65	Ukraine	25	38	Syria	10	15	Georgia	5	8
<b>Ireland</b>	855	Pakistan	440	51	Bangladesh	90	11	Albania	55	6
<b>Greece</b>	2 865	Syria	965	34	Afghanistan	440	15	Pakistan	345	12
<b>Spain</b>	3 675	Syria	1 830	50	Ukraine	700	19	Palestine	200	5
<b>France</b>	14 685	Kosovo*	1 065	7	Dem. Rep. of the Congo	915	6	Sudan	830	6
<b>Croatia</b>	25	Serbia	5	20	Ukraine	5	25	^	^	^
<b>Italy</b>	14 895	Nigeria	2 920	20	Gambia	1 640	11	Pakistan	1 395	9
<b>Cyprus</b>	400	Syria	170	43	Vietnam	30	8	Ukraine	25	6
<b>Latvia</b>	105	Vietnam	45	43	Afghanistan	15	14	Ukraine	10	10
<b>Lithuania</b>	60	Ukraine	15	25	Georgia	15	25	India	10	17
<b>Luxembourg</b>	245	Kosovo*	50	20	Albania	25	10	Bosnia and Herzegovina	25	10
<b>Hungary</b>	32 675	Afghanistan	13 640	42	Syria	8 440	26	Pakistan	2 665	8
<b>Malta</b>	380	Libya	260	68	Syria	45	12	Ukraine	20	5
<b>Netherlands</b>	6 270	Eritrea	2 680	43	Syria	1 415	23	Stateless**	260	4
<b>Austria</b>	17 395	Syria	5 290	30	Afghanistan	4 040	23	Iraq	2 795	16
<b>Poland</b>	1 765	Russia	1 095	62	Ukraine	400	23	Georgia	85	5
<b>Portugal</b>	250	Ukraine	120	48	Mali	30	12	China	25	10
<b>Romania</b>	375	Syria	210	56	Iraq	80	21	Ukraine	15	4
<b>Slovenia</b>	40	Iran	10	25	Albania	5	13	Somalia	5	13
<b>Slovakia</b>	25	Afghanistan	5	20	Syria	5	20	Ukraine	5	20
<b>Finland</b>	1 605	Somalia	470	29	Iraq	445	28	Albania	110	7
<b>Sweden</b>	14 295	Syria	3 860	27	Eritrea	2 405	17	Afghanistan	1 360	10
<b>United Kingdom</b>	7 470	Eritrea	765	10	Pakistan	660	9	Iran	600	8
<b>Norway</b>	2 760	Eritrea	900	33	Afghanistan	460	17	Syria	365	13
<b>Switzerland</b>	7 010	Eritrea	3 210	46	Somalia	440	6	Sri Lanka	380	5

Number of first time applicants is rounded to the nearest 5. Monthly figures available in the Eurostat database may not add up to the quarterly total due to rounding. Calculations are based on exact data.

^ No data presented for those citizenships where the number of first time applicants was 2 or fewer during the reference period.

\* Kosovo under UN Security Council Resolution 1244/99.

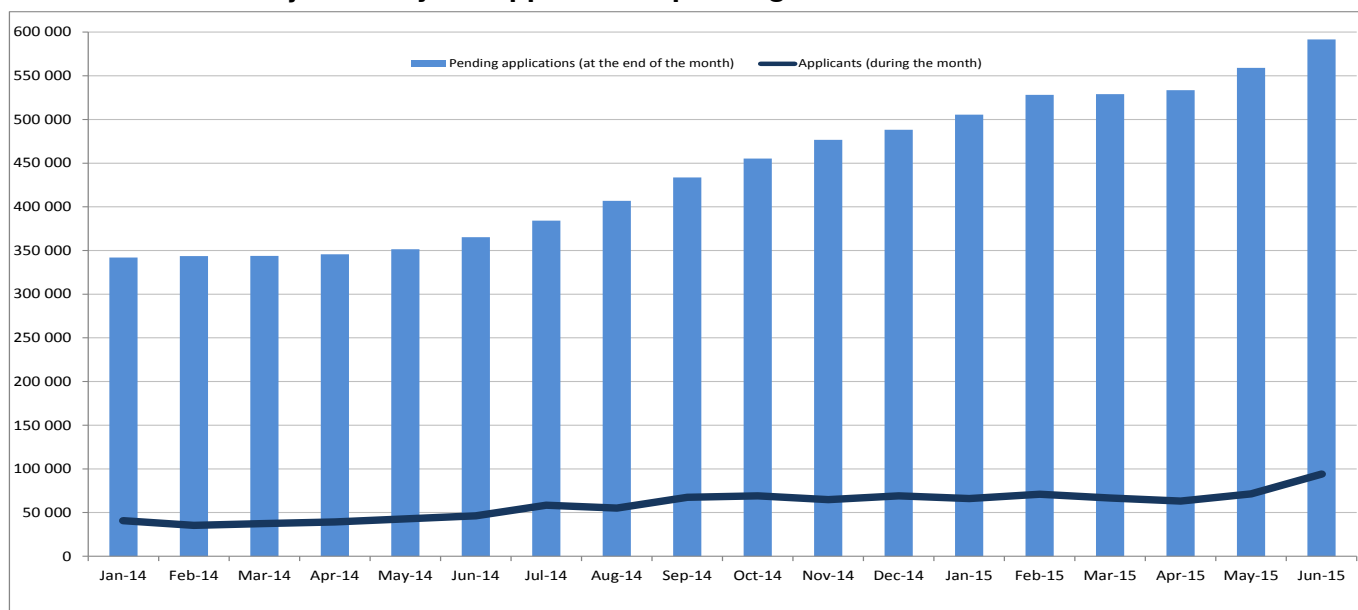
\*\* A stateless person is someone who is not recognized as a citizen of any state.

## Almost 600 000 persons subject of asylum applications pending

Pending applications refer to all persons who have made, at any time, an application for international protection which is still under consideration by the responsible national authority at the end of the reference period. It thus refers to the “stock” of applications for which decisions are still pending. This indicator is meant to measure the workload of the national authorities.

At the end of June 2015, around 592 000 persons were the subject of an application for asylum protection in the EU still under consideration by the responsible national authority. Last year, at the end of June 2014, there were nearly 365 000. With 305 800 pending applications at the end of June 2015 (or 52% of the EU total), **Germany** had by far the largest share in the EU, ahead of **Sweden** (56 000, or 9%), **Italy** (48 300, or 8%), **France** (36 100, or 6%), the **United Kingdom** (29 400, or 5%) and **Greece** (29 200, or 5%).

### Persons subject of asylum applications pending at the end of the month in the EU\*



\* Pending applications in the EU do not include the Netherlands for Jan-Dec 2014 and Austria for the whole period.

### Methods and definitions

Data on asylum are provided to Eurostat by the Ministries of Interior, Justice or immigration agencies of the Member States according to the provisions of Article 4 of the Regulation (EC) 862/2007 of 11 July 2007 on Community statistics on migration and international protection. The data on first time asylum applicants is the only exception: it is provided voluntarily.

'**Application for international protection**' means an application for international protection as defined in Art. 2(g) of Council Directive 2004/83/EC, i.e. including requests for refugee status or for subsidiary protection status, irrespective of whether the application was lodged on arrival at the border, or from inside the country, and irrespective of whether the person entered the territory legally (e.g. as a tourist) or illegally.

'**First time asylum applicant/seeker**' means a person having submitted an application for international protection or having been included in such application as a family member, for the first time. Applications submitted by persons who are subsequently found to be a subject of a Dublin procedure are included in the statistics on first time asylum applicants if such persons are also a subject of first asylum application. A person can be recorded as first time applicant only if he or she had never applied for international protection in the reporting country in the past, irrespective of the fact that he or she is found to have applied in another Member State of the European Union. All Member States are requested to supply these data but their provision is voluntary.

Contrary to Eurostat's annual news releases on asylum applicants published in March of each year which refers to 'Total asylum applicants', this quarterly news release refers to the number of 'First time asylum applicants' only. The indicator 'First time asylum applicants' excludes repeat applicants i.e. persons applying for asylum more than once in one country and therefore more accurately presents the number of persons applying for international protection in the EU Member States. The use of this indicator is now possible as all Member States are able to provide it to Eurostat.

A person being the subject of a '**pending application**' means a person who is the subject of an application for international protection under consideration by the responsible national authority at the end of the reference period. It includes the number of persons with pending applications at all instances of the administrative and/or judicial procedure (see Art 4.1(b) of the Regulation).

### For more information

Eurostat's [database section](#) on asylum and managed migration

Eurostat's [metadata](#) on asylum applications statistics

Eurostat's [Statistics Explained article](#) on asylum quarterly data

Issued by: **Eurostat Press Office**

**Vincent BOURGEOIS**  
Tel: +352-4301-33 444  
[eurostat-pressoffice@ec.europa.eu](mailto:eurostat-pressoffice@ec.europa.eu)


 [ec.europa.eu/eurostat/](http://ec.europa.eu/eurostat/)

 [@EU\\_Eurostat](https://twitter.com/EU_Eurostat)

Production of data:

**Piotr JUCHNO**  
Tel: +352-4301-36 240  
[piotr.juchno@ec.europa.eu](mailto:piotr.juchno@ec.europa.eu)

**Alexandros BITOULAS**  
Tel: +352-4301-37 608  
[alexandros.bitoulas@ec.europa.eu](mailto:alexandros.bitoulas@ec.europa.eu)

 **Media requests:** Eurostat media support / Tel: +352-4301-33 408 / [eurostat-mediasupport@ec.europa.eu](mailto:eurostat-mediasupport@ec.europa.eu)